

LUQSA

The new agriculture

**Catalogue of correctors,
fertilisers and phytosanitary products**

Afueras s/n 25173 SUDANELL (Lleida)

Tel.: +34 973 258 256

✉ info@luqsa.es 🌐 www.luqsa.es



At **LUQSA**, we manufacture high-quality fertilisers and plant protection products, thanks to the ongoing work of our team of agronomists, chemists and engineers, **and remain at the forefront of research, continually advancing our technologies** in the manufacture, handling and distribution of our chemical products.

Our experience, dedication and long-standing presence in the sector have allowed us to offer **one of the most comprehensive ranges of fertilisers on the market**, enabling us to meet the nutritional requirements of all crops at various stages of development. To help keep your crops healthy, we also stock a wide range of plant protection products that are essential for your farm.

Thanks to our long history in business, we at **LUQSA** have grown to become a global company, supplying the international market with both our own brands and products manufactured for various multinational companies in the agrochemical sector.

We specialise in **personalised service, tailoring our products to the actual requirements** of each client, paying attention to every last detail, creating specific fertiliser plans for each property, and providing advice and guidance at every stage.

BORON CORRECTORS

LUQSABOR (suitable for organic production) ... 4

CALCIUM CORRECTORS

CALVIP ... 5

LIGNOCALCIO LUQSA ... 6

LUQSABITT ... 7

LUQSACAL-N ... 8

QUELCAL ... 9

COPPER CORRECTORS

CUPROLUQ-75 ... 10

FERTIAZUL COBRE (suitable for organic production) ... 11

FERTINCOLORO COBRE (suitable for organic production) ... 12

GLUCOLUQ ... 13

LUQSACOBRE PLUS ... 14

LUQSACOBRE-8 ... 15

STARLUQ ... 16

IRON CORRECTORS

ANTIMUSGO-LUQSA ... 17

LUQSAFER (suitable for organic production) ... 18

LUQSAFER ACTIVE ... 19

LUQSAFER G-24 ... 20

LUQSAFER L-65 ... 21

LUQSAFER PLUS (suitable for organic production) ... 22

LUQSAFER TERRA ... 23

LUQSAFERRUM MIX (suitable for organic production) ... 24

MAGNESIUM CORRECTORS

LUQSAMAG-N ... 25

LUQSAMAG-S ... 26

QUELMAG ... 27

MANGANESE CORRECTORS

LUQSAMAN-6 ... 28

NITRAMAN-LUQSA ... 29

SILICON CORRECTORS

LUQKSIL ... 30

ZINC CORRECTORS

LUQSAZINC-8 ... 31

NITRAZINC-LUQSA ... 32

ZINC AND MANGANESE CORRECTORS

CITRUSLUQ-L ... 33

CITRUSLUQ-S ... 34

ORGANIC AMENDMENTS

AHULUQ-15 ... 35

AHULUQ 20 PLUS ... 36

AHULUQ SM ... 37

ALGALUQ (suitable for organic production) ... 38

ALGALUQ-S ... 39

AMINOLUQ-V-12 (suitable for organic production) ... 40

AMINOLUQ-24 ... 41

BROTOLUQ ... 42

LUQSAGRO (suitable for organic production) ... 43

LUQVITAL ... 44

MEJORADOR LUQSA ... 45

ORGANILUQ ... 46

WINLUQ COMPLEX ... 47

MULTIPLE DEFICIENCY CORRECTORS

FERTILUQ MAG BORO ... 48

MICRONUTRIENTES LUQSA ... 49

SPECIFIC CORRECTORS

FERTILUQ TAMPÓN ... 50

TABLE OF CONTENTS

LIQUID FOLIAR FERTILISERS

FERTILUQ K-20 ... 51

FERTILUQ K-30 ... 52

FERTILUQ L 0-12-12 ... 53

FERTILUQ L 5-15-5 ... 54

FERTILUQ L 6-6-18 ... 55

FERTILUQ L 8-8-8 ... 56

FERTILUQ L 12-6-6 ... 57

KATES LUQSA ... 58

SOLID FOLIAR FERTILISERS

FERTILUQ S 0-35-35 ... 59

FERTILUQ S 13-39-13 ... 60

FERTILUQ S 15-5-30 ... 61

FERTILUQ S 20-20-20 ... 62

FERTILUQ S 30-10-10 ... 63

FERTIGATIONCLEAR LIQUID NPK FERTILISERS WITH
MICRONUTRIENTS (LG) ... 64

CLEAR LIQUID NPK FERTILISERS (LT) ... 65

NEUTRAL CLEAR LIQUID NPK FERTILISERS (LN) ... 66

CHLORIDE-FREE CLEAR LIQUID NPK
FERTILISERS (LG.V) ... 67COMPLEMENTARY LIQUID PRODUCTS
(BINARY AND SINGLE-NUTRIENT) ... 68**ACARICIDES**

ARACHNER ... 69

FUNGICIDES

AZOXYMAX® ... 70

CAPTAN SPARROW ... 72

KLINGON ... 73

LUQSAZUFRE (suitable for organic production) ... 74

TETRALUQ ... 76

THUNDERLUQ® ... 78

WALL® ... 79

HERBICIDES

BARRACUDA® ... 85

CONTROLLER ... 86

ERASER ... 88

KALIMBA ... 89

PRIMERO® ... 90

INSECTICIDES

DELTALUQ ... 93

LUQSOL PREMIUM BLUE (suitable for organic production) ... 94

SPIRIFEN 10 EC ... 95

SUPERSECT ... 96

ZETAPRID ... 98

SPECIAL PRODUCTS

ANTIESPUMANTE-LUQSA ... 99

CARGOLUQ 5 PLUS ... 100

CLEANER LUQSA ... 101

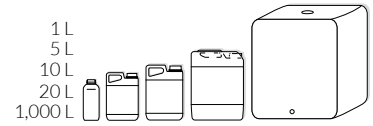
L-FORCE ... 102

L-FORCE PREMIUM ... 103

SOMBREADOR LUQSA ... 104

LUQSABOR

Suitable for organic production



COMPOSITION

10% w/w Water-soluble Boron (B) in the form of ethanolamine salt.

USES

A remedy for copper deficiency in fruit trees, olive trees, vines, lucerne, beetroot, cabbage, celery, lettuce and other vegetables. LUQSABOR promotes pollination and fruit set in fruit trees. Using this product can help prevent problems such as 'bitter pit' in apple trees, as well as in pear trees, premature fruit drop, the presence of dead branches on fruit trees, fruit deformation, bud necrosis, etc.

DOSAGE AND METHOD OF USE

Apply as a standard foliar spray at a rate of 100–200 cm³ per 100 litres of water.

For **apple and pear trees**, it should be applied when the buds open, between the flowering and petal fall stages, and for about 15 days afterwards.

For **lucerne, beetroot and vegetable crops** it can be applied throughout the growing season up to the flowering stage.

PRECAUTIONS FOR USE

Avoid carrying out the treatment during the hottest part of the day.

Do not mix with oils (or substances containing oils).

Wear suitable clothing, gloves and eye/face protection.

For further information, please contact our Agricultural Technical Department.

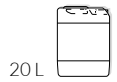
HAZARD CLASSIFICATION



Fertiliser authorised for use in organic production in accordance with Regulation (EU) 2018/848. Complies with the UNE 142500 standard.



4 LUQSA



20 L

COMPOSITION

7% w/w Water-soluble Calcium Oxide (CaO).

USES

The application of CALVIP provides crops with calcium whilst reducing soil salinity and excess salts, thereby improving water availability for plants. Its pronounced ion-exchange action, by facilitating the exchange of sodium (Na) ions for calcium (Ca) ions, helps to improve soil structure and boost sodium removal. It also contains 6.4% fulvic acids derived from lignosulphonates, which maintain and improve soil structure by increasing its permeability.

DOSAGE AND METHOD OF USE

The application rates depend on the percentage of exchangeable sodium (PES), electrical conductivity, the plants' physiological requirements and the type of crop.

The correct dosage for **saline soils correction** via drip irrigation is 40–60 L/ha and 60–90 L/ha, and depending on salinity may be increased to up to 150 L/ha for flood irrigation.

For **saline water correction** add 25–75 cm³ per m³ of water. To **improve the structure of sandy soils** apply 10–15 L/ha; to **improve the structure of loamy soils** 15–20 L/ha, and to **improve the structure of clay soils**, 20–25 L/ha.

The dosage as a **calcium corrector** is 20–60 L/ha for drip irrigation and 40–100 L/ha for flood irrigation. The dosage will depend on the amount of available calcium in the soil and the plant's requirements.

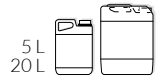
PRECAUTIONS FOR USE

Do not mix with strongly alkaline products, sulphates or phosphates.

For further information, please contact our Agricultural Technical Department.



LIGNOCALCIO LUQSA



COMPOSITION

8.1% w/w Water-soluble Nitrogen (N).
 7.3% w/w nitric nitrogen (N).
 0.8% w/w ureic nitrogen (N).
 14.5% w/w Water-soluble Calcium Oxide (CaO).
 Complexing agent: Lignosulphonic acid.
 Effective complexation stability is guaranteed within a pH range of 4–9.

USES

LIGNOCALCICO LUQSA is a product designed to correct calcium deficiencies in crops. It is characterised by its high solubility and rapid uptake and translocation within the plant. It prevents physiological disorders caused by calcium deficiency, such as bitter pit in apples, apical necrosis in tomatoes or marginal necrosis in lettuce leaves.

DOSAGE AND METHOD OF USE

Leaf application:

TYPE OF CROP	DOSAGE	APPLICATION
Tomatoes, pumpkins, melons and peppers	4-5 L/ha For apical necrosis 10L/ha	Every two weeks whilst the fruit is growing
Lettuce, onion, cabbage, celery and spinach	5 L/ha	Every 2–3 weeks until harvest
Fruit trees	5-6 L/ha	3–4 applications once the fruit is about 3 cm in diameter
Cotton	4-6 L/ha	After flowering, in two applications

Root application: Apply between 10 and 20 L/ha at intervals of 15–20 days from the start of the growing season.

Saline corrector: For drip irrigation 35-40 L/ha.
 For full coverage 100 L/ha.
 For saline irrigation water correction 15-75 cm³/m³.

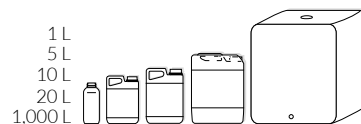
PRECAUTIONS FOR USE

Due to its high calcium content, it may cause some issues when mixed with products rich in phosphates. Avoid applying the product while temperatures are high. For further information, please contact our Agricultural Technical Department.

HAZARD CLASSIFICATION



6 LUQSA



COMPOSITION

18.5% w/w Water-soluble Calcium Oxide (CaO).

USES

It supplies calcium and corrects calcium deficiencies in all types of crops. A lack of calcium can slow down and even stunt the growth of the plant and its roots, disrupting the uptake of nutrients and causing serious problems that adversely affect the fruit's shelf life. Although it generally appears after harvesting and during storage, in some crops it may appear earlier. In LUQSABITT fruit trees, it prevents and reduces bitter pit, particularly in apple trees (varieties such as Golden Delicious and Starking Delicious). It is also effective against blossom end rot in tomatoes and peppers, as well as apical necrosis in lettuce, celery, cabbage, etc. It is useful for preventing cracking in cherries and nectarines.

DOSAGE AND METHOD OF USE

Foliar application rate: for the prevention of cracking in **cherries and nectarines**, it is recommended to apply 4-5 treatments between fruit set and ripening at a rate of 250-400 cm³/hL. Control of corkiness in **apples** (Bitter pit), 300-500 cm³/hL; apply as of petal fall at 10-14 day intervals, carrying out 2-8 treatments. Control of blossom end rot in **peppers and tomatoes**, 200-300 cm³/hL, apply from the setting of the first truss to the fourth every two weeks. **Cucumbers, beetroot and other crops**, 200-500 cm³/hL.

PRECAUTIONS FOR USE

Do not mix with oils or alkaline-reacting products.

Add the product to the spray tank last.

Avoid contact with skin and eyes.

Do not spray while temperatures are high. This step is best performed at dusk.

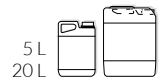
Do not exceed 2,000 litres of spray mixture per hectare.

For further information, please contact our Agricultural Technical Department.

HAZARD CLASSIFICATION



LUQSACAL-N



COMPOSITION

7% w/w Water-soluble Nitrogen (N).

7% w/w nitric nitrogen (N).

14% w/w Water-soluble Calcium Oxide (CaO).

Micronutrients

0.02% w/w Boron (B), water-soluble in mineral form.

0.01% w/w Water-soluble Copper (Cu) chelated with EDTA and HEEDTA.

0.07% w/w Water-soluble Iron (Fe) chelated with EDTA and HEEDTA.

0.07% w/w Water-soluble Manganese (Mn) chelated with EDTA and HEEDTA.

0.003% w/w Molybdenum (Mo), water-soluble in mineral form.

0.015% w/w Water-soluble Zinc (Zn) chelated with EDTA and HEEDTA.

The pH range within which good stability of the chelated fraction is guaranteed is: 4–9.

USES

LUQSACAL-N is a foliar-applied calcium deficiency corrector containing trace elements, characterised by its high solubility and rapid uptake and translocation within the plant.

LUQSACAL-N prevents physiological disorders caused by calcium deficiency in fruit, such as: bitter pit in apples, olive rot, apical necrosis in tomatoes, pit burn or marginal necrosis in lettuce leaves, apical rot in celery, etc.

DOSAGE AND METHOD OF USE

Apply as a standard foliar spray at a rate of 150–200 cm³ per hectolitre of water. Apply 2 to 5 times, spacing the applications by around 15–20 days, depending on the severity of the deficiency.

PRECAUTIONS FOR USE

It can be used in combination with all plant protection products. It must not be mixed with strongly alkaline products.

Avoid applying the product while temperatures are high.

For further information, please contact our Agricultural Technical Department.

HAZARD CLASSIFICATION





COMPOSITION

5% w/w Water-soluble Calcium Oxide (CaO).
5% w/w Calcium Oxide, chelated with EDTA.

USES

QUELCAL is a liquid calcium chelate, recommended for the prevention and correction of calcium deficiencies in all types of crops, particularly fruit trees (apple, peach, cherry), vegetables (tomato, pepper, lettuce, cabbage, etc.) and strawberries.

Due to its chelated form, the calcium is rapidly and completely absorbed by the plant.

DOSAGE AND METHOD OF USE

Leaf application: Apply as a standard foliar spray at a rate of 200–500 cm³/hL. Depending on the severity of the deficiency, 2 to 3 spray applications are recommended, spaced 20 days apart.

Direct application to the soil: this can be done by spraying the soil directly, followed by watering to help the product reach the roots more easily. The recommended application rates are 5–8 litres per hectare, with 2 to 3 applications carried out on alternate irrigation cycles.

Application by fertigation: Applied together with irrigation water at a rate of 1.25–3 L/ha, and depending on the severity of the deficiency, 4–6 treatments spread over the growing season will be required.

PRECAUTIONS FOR USE

For foliar applications, it can be mixed with all commonly used fertilisers and plant protection products; however, it must not be mixed with products that are strongly alkaline or with fertilisers containing high concentrations of phosphorus.

It is advisable to avoid the hottest part of the day and to water the foliage thoroughly.

For further information, please contact our Agricultural Technical Department.

HAZARD CLASSIFICATION



CUPROLUQ-75

5 kg 

COMPOSITION

75% w/w total water-soluble Copper (Cu).
(85% w/w Cuprous Oxide).
Wettable powder (W.P.)

USES

A copper deficiency corrector for all types of crops. Its cuprous oxide formulation is the most suitable form for correcting copper deficiencies in any application.

DOSAGE AND METHOD OF USE

A very fine fertiliser with excellent binding properties, which penetrates and coats the treated surface more effectively than other forms of copper. The standard application dosage for foliar spraying are 100–200 g/hL and 150 g/hL for citrus fruits.

PRECAUTIONS FOR USE

Take the necessary precautions in cold, damp areas and when using certain varieties of fruit trees, vines and other crops, due to the phytotoxicity associated with copper. Treatments should be repeated after heavy rain.

It is advisable to avoid applying the product during periods of high temperatures and strong sunlight, as this may cause the tips of the leaves to burn. Thoroughly wet all the foliage.

For further information, please contact our Agricultural Technical Department.

HAZARD CLASSIFICATION



10 LUQSA

FERTIAZUL COBRE

Suitable for organic production

1 kg
5 kg



COMPOSITION

50% w/w total water-soluble Copper (Cu).

USES

A treatment for copper deficiency in all types of crops; particularly suitable for olive, almond, citrus, vine, stone and pome fruit trees as well as vegetables.

DOSAGE AND METHOD OF USE

Leaf application: Apply as a foliar spray at the standard rate of 150–250 g per hectolitre of water. Depending on the crop's stage of development and the severity of the deficiency, 2 to 4 spray applications per growing season are recommended.

PRECAUTIONS FOR USE

Avoid carrying out the treatment during the hottest part of the day.

For citrus trees, apply at the start of the growing season and before summer shoots appear. Take precautions due to the phytotoxicity associated with copper, particularly in humid areas and with certain varieties of fruit trees and other crops. For further information, please contact our Agricultural Technical Department.

HAZARD CLASSIFICATION



Fertiliser authorised for use in organic production in accordance with Regulation (EU) 2018/848. Complies with the UNE 142500 standard.



FERTINCOLORO COBRE

Suitable for organic production

5 kg 

COMPOSITION

50% w/w total water-soluble Copper (Cu).

USES

A treatment for copper deficiency in all types of crops; particularly suitable for olive, almond, citrus, vine, stone and pome fruit trees as well as vegetables.

DOSAGE AND METHOD OF USE

Leaf application: Apply as a foliar spray at the standard rate of 150–250 g per hectolitre of water. Depending on the crop's stage of development and the severity of the deficiency, 2 to 4 spray applications per growing season are recommended.

PRECAUTIONS FOR USE

Avoid carrying out the treatment during the hottest part of the day.

For citrus trees, apply at the start of the growing season and before summer shoots appear. Take precautions due to the phytotoxicity associated with copper, particularly in humid areas and with certain varieties of fruit trees and other crops. For further information, please contact our Agricultural Technical Department.

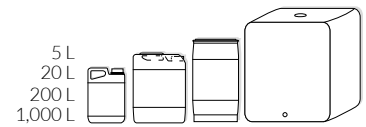
HAZARD CLASSIFICATION



Fertiliser authorised for use in organic production in accordance with Regulation (EU) 2018/848. Complies with the UNE 142500 standard.



12 LUQSA



COMPOSITION

6% w/w Water-soluble Copper (Cu) in gluconate form.

USES

A copper deficiency corrector for all types of crops. Its complexed formulation is the most suitable form for correcting copper deficiencies in any application.

DOSAGE AND METHOD OF USE

Leaf application: Apply as a standard foliar spray at a rate of 150–300 cm³ per hectolitre of water. Apply a sufficient amount of spray to ensure that all parts of the plant are completely covered. Depending on the severity of the deficiency, 2 to 3 spray applications are recommended, spaced 20 days apart, at the start of the growing season and before summer growth in citrus trees.

Application by fertigation: Apply with irrigation water at a rate of 1–3 L/ha per application. Depending on the severity of the deficiency, 4 or 6 treatments will be required, spread out over the growing season for fruit trees and citrus crops. Under no circumstances should the concentration exceed 0.05%.

PRECAUTIONS FOR USE

Avoid carrying out the treatment during the hottest part of the day.

Do not mix with oils (or substances containing oils).

Take precautions due to the phytotoxicity associated with copper, particularly in humid areas and with certain varieties of fruit trees and other crops.

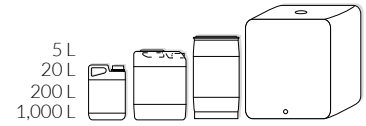
Do not mix with strongly alkaline products, as the rapid evaporation of water hinders foliar uptake.

For further information, please contact our Agricultural Technical Department.

HAZARD CLASSIFICATION



LUQSACOBRE-8



COMPOSITION

8% w/w Water-soluble Copper (Cu) chelated with EDTA and HEEDTA.
The pH range within which good stability of the chelated fraction is guaranteed is: 4–9.

USES

A treatment to correct copper deficiency in all types of crops.
Its chelated formulation is the most suitable way to correct copper deficiencies.

DOSAGE AND METHOD OF USE

Leaf application: Apply as a standard foliar spray at a rate of 100–150 cm³ per 100 litres of water. Depending on the severity of the deficiency, 2 to 3 spray applications are recommended, spaced 20 days apart, at the start of the growing season and before summer growth in citrus trees.

Application by fertigation: Apply with irrigation water at a rate of 1–3 L/ha per application. Depending on the severity of the deficiency, 4 or 6 treatments will be required, spread out over the growing season for fruit trees and citrus crops. Under no circumstances should the concentration exceed 0.05%.

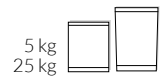
PRECAUTIONS FOR USE

Do not mix with oils (or substances containing oils).
Avoid carrying out the treatment during the hottest part of the day.
When applied as a foliar spray, it can be mixed with all commonly used fertilisers and plant protection products.
Do not mix with strongly alkaline products.
For further information, please contact our Agricultural Technical Department.

HAZARD CLASSIFICATION



LUQSACOBRE PLUS



COMPOSITION

15% w/w Copper (Cu) chelated with water-soluble EDTA.

The pH range within which good stability of the chelated fraction is guaranteed is: 4–9.

USES

A copper supplement for all types of crops, particularly suitable for stone and pome fruit trees, olive trees, almond trees, citrus trees, vines and vegetables.

DOSAGE AND METHOD OF USE

Apply as a standard foliar spray at a rate of 75–125 g per hectolitre of water.

Apply a sufficient amount of spray to ensure that all parts of the plant are completely covered. The amount required will depend on the crop's stage of development and the condition of the foliage.

Fill the tank halfway with water and add the required amount of product, keeping the agitator running until the tank is filled with the remaining water.

It is recommended that you prepare only the amount of mixture you need, and avoid keeping any leftovers for later use.

PRECAUTIONS FOR USE

Avoid carrying out the treatment during the hottest part of the day.

For citrus trees, apply at the start of the growing season and before summer shoots appear.

Take precautions due to the phytotoxicity associated with copper, particularly in humid areas and with certain varieties of fruit trees and other crops.

It has been observed that concentrations above 1,000 g/hL can cause defoliation in certain fruit trees and some herbaceous plants; it is therefore recommended that a small test be carried out beforehand.

For further information, please contact our Agricultural Technical Department.

HAZARD CLASSIFICATION



STARLUQ

5 kg 

COMPOSITION

20% w/w Water-soluble Copper (Cu).

USES

A treatment for copper deficiency in all types of crops, particularly suitable for olive, almond, citrus, vine, stone and pome fruit trees, and vegetables.

DOSAGE AND METHOD OF USE

Apply as a standard foliar spray at a rate of 150–250 g per hectolitre of water. Depending on the crop's stage of development and the severity of the deficiency, 2 to 4 spray applications per growing season are recommended. The dose may be increased to 500 g/hL where deemed necessary or where a rapid result is required.

Apply a sufficient amount of spray to ensure that all parts of the plant are completely covered. The amount required will depend on the crop's stage of development and the condition of the foliage.

Fill the tank halfway with water and add the required amount of product, keeping the agitator running until the tank is filled with the remaining water.

It is recommended that you prepare only the amount of mixture you need, and avoid keeping any leftovers for later use.

PRECAUTIONS FOR USE

Avoid carrying out the treatment during the hottest part of the day.

For citrus trees, apply at the start of the growing season and before summer shoots appear.

Take precautions due to the phytotoxicity associated with copper, particularly in humid areas and with certain varieties of fruit trees and other crops.

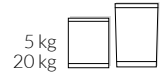
It can be used in combination with most plant protection products (except calcium polysulphide).

For further information, please contact our Agricultural Technical Department.

HAZARD CLASSIFICATION



16 LUQSA

**COMPOSITION**

30% w/w total water-soluble Iron (Fe)

USES

ANTIMUSGO-LUQSA is a fertiliser formulated with iron sulphate, designed to supply iron to cultivated soils and to control algae, moss and lichens that grow on lawns.

ANTIMUSGO-LUQSA should be applied twice a year (in spring and autumn). On lawns, it acts as a nutrient supplement and helps restore their green colour, whilst also eliminating any moss, algae and lichens that may develop. It also acts as a preventative measure against fungal diseases.

Moss spores take between 8 and 12 weeks to dry out, so you need to wait this long before reseeding the lawn.

DOSAGE AND METHOD OF USE

Apply ANTIMUSGO-LUQSA to the surface to be treated at a rate of 5-15 g/m² per application.

Wear gloves.

Water after each application.

PRECAUTIONS FOR USE

The product can cause skin irritation, so it is recommended that you avoid direct contact with it by wearing gloves.

Store the product in a dry place.

Never remove live moss with a rake – this risks spreading the spores to other parts of the lawn.

For further information, please contact our Agricultural Technical Department.

HAZARD CLASSIFICATION

LUQSAFER

Suitable for organic production



COMPOSITION

6% w/w Water-soluble Iron (Fe) chelated with EDDHA

4% w/w Iron (Fe), ortho-ortho EDDHA

The pH range within which good stability of the chelated fraction is guaranteed is: 4–9.

USES

A treatment for iron deficiency in all types of fruit trees, citrus trees, hazelnut trees, subtropical plants, vines and vine trellises, vegetables, ornamental plants and field crops.

DOSAGE AND METHOD OF USE

LUQSAFER is used diluted with water in any of the following systems: fertigation, via a localised soil applicator, injected into the soil or via trenches dug around the tree.

With flood irrigation, it does not need to be dissolved beforehand. Given its complete solubility, it is particularly suitable for use in drip irrigation systems.

LUQSAFER should be used at the times and in the total doses specified in the table.

CROPS		SOIL APPLICATION RATE	DRIP IRRIGATION
Fruit trees, citrus trees, hazelnut trees and subtropical trees	Seedlings	3–15 g per tree	3–10 g per tree
	Small trees	15–25 g per tree	10–15 g per tree
	Medium-sized trees	30–50 g per tree	20–35 g per tree
	Fully grown trees or trees showing severe chlorosis	50–100 g per tree	40–65 g per tree
	Period	From the start of budding and throughout the growing cycle	
Vines	Young vines	3–5 g per vine	2–4 g per vine
	Bearing vines	5–10 g per vine	3–7 g per vine
	Trellised vines	15–25 g per vine	10–15 g per vine
	Period	Before bud break and during the growing season	
Nurseries	-	1–3 g per tree or 3–5 g per m ²	0.5–2 g per tree or 2–4 g per m ²
	Period	Throughout the growing season	
Horticultural crops and ornamentals	-	1–5 g/m ²	0.5–4 g/m ²
	Period	After planting	
Extensive crops	-	3–5 kg/ha	-

* It is recommended that these total doses be divided into 2 or 3 applications.

PRECAUTIONS FOR USE

Wash thoroughly with soap and water after handling.

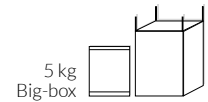
Although it can be mixed with any type of fertiliser, it is advisable to check that the properties of both products are compatible.

To help the product penetrate down to the root level, we recommend watering the area after application.

For further information, please contact our Agricultural Technical Department.



Fertiliser authorised for use in organic production in accordance with Regulation (EU) 2018/848. Complies with the UNE 142500 standard.



COMPOSITION

6% w/w Water-soluble Iron (Fe) chelated with EDDHA
 3.2% w/w Iron (Fe), ortho-ortho EDDHA
 1.6% w/w Iron (Fe), ortho-para EDDHA

The pH range within which good stability of the chelated fraction is guaranteed is 4–9.

USES

A treatment for iron deficiency in all types of fruit trees, citrus trees, hazelnut trees, subtropical plants, vines and vine trellises, vegetables, ornamental plants and field crops.

DOSAGE AND METHOD OF USE

LUQSAFER ACTIVE is used diluted with water in any of the following systems: fertigation, via a localised soil applicator, injected into the soil or via trenches dug around the tree.

With flood irrigation, it does not need to be dissolved beforehand. Given its complete solubility, it is particularly suitable for use in drip irrigation systems.

LUQSAFER ACTIVE should be used at the times and in the doses specified in the table.

CROPS		SOIL APPLICATION RATE	DRIP IRRIGATION
Fruit trees, citrus trees, hazelnut trees and subtropical trees	Seedlings	5–15 g per tree	3–10 g per tree
	Small trees	15–25 g per tree	10–15 g per tree
	Medium-sized trees	30–50 g per tree	20–35 g per tree
	Fully grown trees or trees showing severe chlorosis	60–100 g per tree	40–65 g per tree
	Period	From the start of budding and throughout the growing cycle	
Vines	Young vines	3–5 g per vine	2–4 g per vine
	Bearing vines	5–10 g per vine	3–7 g per vine
	Trellised vines	15–25 g per vine	10–15 g per vine
	Period	Before bud break and during the growing season	
Nurseries	-	1–3 g per tree or 3–5 g per m ²	0.5–2 g per tree or 2–4 g per m ²
	Period	Throughout the growing season	
Horticultural crops and ornamentals	-	1–5 g/m ²	0.5–4 g/m ²
	Period	After planting	
Strawberries	-	3–5 kg/ha	-

* It is recommended that these total doses be divided into 2 or 3 applications.

PRECAUTIONS FOR USE

Wash thoroughly with soap and water after handling.

Although it can be mixed with any type of fertiliser, it is advisable to check that the properties of both products are compatible.

To help the product penetrate down to the root level, we recommend watering the area after application.

For further information, please contact our Agricultural Technical Department.



LUQSAFER G-24



COMPOSITION

3% w/w total Nitrogen (N)

3% w/w nitrogen in the form of urea nitrogen.

15% w/w Water-soluble Potassium Oxide (K₂O)

2.4% w/w Water-soluble Iron (Fe), chelated with EDTA

The pH range within which good stability of the chelated fraction is guaranteed is: 4–9.

USES

LUQSAFER G-24 is specially formulated to correct iron deficiency in fruit trees, citrus trees, hazelnut trees, vines, vine trellises, ornamental plants, vegetable crops and nurseries, whilst also supplying nitrogen and potassium, which improve the plant's uptake of iron.

DOSAGE AND METHOD OF USE

LUQSAFER G-24 features a special granular (i.e. pellet-type) formulation, ensuring easy application in dry conditions. Manually apply the required amount to the tree's drip zone or around the treated plants. It is advisable to work the product into the soil using a light mechanical method. The product is absorbed by the roots following rainfall, or after the treated area has been watered evenly.

LUQSAFER G-24 should be used at the times and in the doses specified in the table.

CROPS		SOIL APPLICATION RATE
Fruit trees, citrus trees, hazelnut trees and subtropical trees	Seedlings	12–35 g per tree
	Small trees	35–65 g per tree
	Medium-sized trees	70–130 g per tree
	Fully grown trees or trees showing severe chlorosis	150–250 g per tree 40–65 g per tree
	Period	From the start of budding and throughout the growing cycle
Vines	Young vines	8–13 g per vine
	Bearing vines	13–25 g per vine
	Trellised vines	25–40 g per trellised vine
	Period	Before bud break and during the growing season
Nurseries	-	3–8 g per tree or 13–25 g/m ²
	Period	Throughout the growing season
Horticultural crops and ornamentals	-	3–13 g/m ²
	Period	After planting
Extensive crops	-	5–8 kg/ha

* It is recommended that these total doses be divided into 2 or 3 applications.

PRECAUTIONS FOR USE

Store the product in its original packaging in a cool, dry place, preferably not exposed to light.

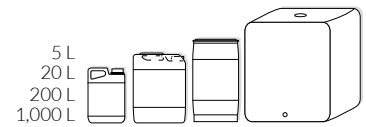
Wash thoroughly with soap and water after handling.

Although it can be mixed with any type of fertiliser, it is advisable to check that the properties of both products are compatible.

To help the product penetrate down to the root level, we recommend watering the area after application.

For further information, please contact our Agricultural Technical Department.





COMPOSITION

5% w/w Water-soluble Iron (Fe), chelated with HEEDTA

The pH range within which good stability of the chelated fraction is guaranteed is: 4–9.

USES

A liquid iron supplement characterised by its high solubility and rapid uptake by all types of fruit trees, citrus trees, hazelnut trees, subtropical crops, vines and vine trellises, vegetables, ornamental plants and extensive crops.

DOSAGE AND METHOD OF USE

LUQSAFER L-65 is used diluted with water in any of the following systems: fertigation, hydroponics, via a localised soil applicator, injected into the soil or via trenches dug around the tree.

LUQSAFER L-65 should be used at the times and in the doses specified in the table.

CROPS		SOIL APPLICATION RATE	DRIP IRRIGATION
Fruit trees, citrus trees, hazelnut trees and subtropical trees	Seedlings	5–25 cm ³ per tree	3–15 cm ³ per tree
	Small trees	25–50 cm ³ per tree	15–30 cm ³ per tree
	Medium-sized trees	50–100 cm ³ per tree	30–65 cm ³ per tree
	Fully grown trees or trees showing severe chlorosis	100–150 cm ³ per tree	65–100 cm ³ per tree
	Period	From the start of budding and throughout the growing cycle	
Vines	Young vines	5–15 cm ³ per vine	3–10 cm ³ per vine
	Bearing vines	15–25 cm ³ per vine	10–15 cm ³ per vine
	Trellised vines	25–50 cm ³ per vine	15–30 cm ³ per vine
	Period	Before bud break and during the growing season	
Nurseries	-	2–5 cm ³ per tree or 5–10 cm ³ per m ²	1–3 cm ³ per tree or 3–6 cm ³ per m ²
	Period	Throughout the growing season	
Horticultural crops and ornamentals	-	3–10 cm ³ per m ²	2–6 cm ³ per m ²
	Period	After planting	
Extensive crops	-	4–6 L/ha	-

* It is recommended that these total doses be divided into 2 or 3 applications.

PRECAUTIONS FOR USE

Wash thoroughly with soap and water after handling.

Although it can be mixed with any type of fertiliser, it is advisable to check that the properties of both products are compatible.

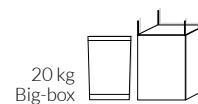
To help the product penetrate down to the root level, we recommend watering the area after application.

For further information, please contact our Agricultural Technical Department.



LUQSAFER PLUS

Suitable for organic production



COMPOSITION

6% w/w Water-soluble Iron (Fe) chelated with EDDHA

5% w/w Iron (Fe), ortho-ortho EDDHA

The pH range within which good stability of the chelated fraction is guaranteed is: 4–9.

USES

A treatment for iron deficiency in all types of fruit trees, citrus trees, hazelnut trees, subtropical plants, vines and vine trellises, vegetables, ornamental plants and field crops.

DOSAGE AND METHOD OF USE

LUQSAFER PLUS is used diluted with water in any of the following systems: fertigation, via a localised soil applicator, injected into the soil or via trenches dug around the tree.

With flood irrigation, it does not need to be dissolved beforehand. Given its complete solubility, it is particularly suitable for use in drip irrigation systems.

LUQSAFER PLUS should be used at the times and in the doses specified in the table.

CROPS		SOIL APPLICATION RATE	DRIP IRRIGATION
Fruit trees, citrus trees, hazelnut trees and subtropical trees	Seedlings	3–15 g per tree	3–10 g per tree
	Small trees	15–25 g per tree	10–15 g per tree
	Medium-sized trees	30–50 g per tree	20–35 g per tree
	Fully grown trees or trees showing severe chlorosis	50–100 g per tree	40–65 g per tree
	Period	From the start of budding and throughout the growing cycle	
Vines	Young vines	3–5 g per vine	2–4 g per vine
	Bearing vines	5–10 g per vine	3–7 g per vine
	Trellised vines	10–20 g per vine	10–15 g per vine
	Period	Before bud break and during the growing season	
Nurseries	-	1–3 g per tree or 3–5 g per m ²	0.5–2 g per tree or 2–4 g per m ²
	Period	Throughout the growing season	
Horticultural crops and ornamentals	-	3–5 g/m ²	0.5–4 g/m ²
	Period	After planting	
Strawberries	-	3–7 kg/ha	-

* It is recommended that these total doses be divided into 2 or 3 applications.

PRECAUTIONS FOR USE

Wash thoroughly with soap and water after handling.

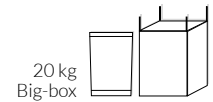
Although it can be mixed with any type of fertiliser, it is advisable to check that the properties of both products are compatible.

To help the product penetrate down to the root level, we recommend watering the area after application.

For further information, please contact our Agricultural Technical Department.



Fertiliser authorised for use in organic production in accordance with Regulation (EU) 2018/848. Complies with the UNE 142500 standard.



COMPOSITION

25% w/w total humic extract.

7% w/w Humic acids.

18% w/w fulvic acids.

2% w/w total Nitrogen (N), organic.

5% w/w Water-soluble Potassium Oxide (K₂O).

2.4% w/w Water-soluble Iron (Fe) chelated with EDDHA.

The pH range within which good stability of the chelated fraction is guaranteed is: 4–9.

USES

LUQSAFER TERRA is specially formulated to correct iron deficiencies in fruit trees, citrus trees, hazelnut trees, vines, vine trellises, ornamental plants, vegetable crops and nurseries, whilst also providing organic matter (25%), nitrogen and potassium, which improve the plant's uptake of iron.

DOSAGE AND METHOD OF USE

LUQSAFER TERRA features a special granular (i.e. pellet-type) formulation, ensuring easy application in dry conditions. Manually apply the required amount to the tree's drip zone or around the treated plants. It is advisable to work the product into the soil using a light mechanical method. The product is absorbed by the roots following rainfall, or after the treated area has been watered evenly.

LUQSAFER TERRA should be used at the times and in the doses specified in the table.

CROPS		SOIL APPLICATION RATE
Fruit trees, citrus trees, hazelnut trees and subtropical trees	Seedlings	12–35 g per tree
	Small trees	35–65 g per tree
	Medium-sized trees	70–130 g per tree
	Fully grown trees or trees showing severe chlorosis	150–250 g per tree
	Period	From the start of budding and throughout the growing cycle
Vines	Young vines	8–13 g per vine
	Bearing vines	13–25 g per vine
	Trellised vines	25–40 g per trellised vine
	Period	Before bud break and during the growing season
Nurseries	-	3–8 g per tree or 13–25 g/m ²
	Period	Throughout the growing season
Horticultural crops and ornamentals	-	3–13 g/m ²
	Period	After planting
Extensive crops	-	5–8 kg/ha

* It is recommended that these total doses be divided into 2 or 3 applications.

PRECAUTIONS FOR USE

Store the product in its original packaging in a cool, dry place, preferably not exposed to light.

Wash thoroughly with soap and water after handling.

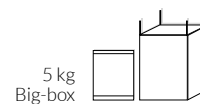
Although it can be mixed with any type of fertiliser, it is advisable to check that the properties of both products are compatible.

To help the product penetrate down to the root level, we recommend watering the area after application.

For further information, please contact our Agricultural Technical Department.

LUQSAFERRUM MIX

Suitable for organic production



COMPOSITION

5% w/w Water-soluble Iron (Fe) chelated with EDDHA.

4.2% w/w Iron (Fe) chelated with ortho-ortho EDDHA.

1.5% w/w Water-soluble Manganese (Mn) chelated with EDTA.

1.3% w/w Water-soluble Zinc (Zn) chelated with EDTA.

The pH range within which good stability of the chelated fraction is guaranteed is: 4–9.

USES

A treatment for iron deficiency in all types of fruit trees, citrus trees, hazelnut trees, subtropical plants, vines and vine trellises, vegetables, ornamental plants and field crops.

DOSAGE AND METHOD OF USE

LUQSAFERRUM MIX may be used diluted with water in any of the following systems: fertigation, via a localised soil applicator, injected into the soil, or via trenches dug around the tree.

With flood irrigation, it does not need to be dissolved beforehand. Given its complete solubility, it is particularly suitable for use in drip irrigation systems.

LUQSAFERRUM MIX should be used at the times and in the doses specified in the table.

CROPS		SOIL APPLICATION RATE	DRIP IRRIGATION
Fruit trees, citrus trees, hazelnut trees and subtropical trees	Seedlings	5–15 g per tree	3–10 g per tree
	Small trees	15–25 g per tree	10–15 g per tree
	Medium-sized trees	30–50 g per tree	20–35 g per tree
	Fully grown trees or trees showing severe chlorosis	60–100 g per tree	40–65 g per tree
	Period	From the start of budding and throughout the growing cycle	
Vines	Young vines	3–5 g per vine	2–4 g per vine
	Bearing vines	5–10 g per vine	3–7 g per vine
	Trellised vines	15–25 g per vine	10–15 g per vine
	Period	Before bud break and during the growing season	
Nurseries	-	1–3 g per tree or 3–5 g per m ²	0.5–2 g per tree or 2–4 g per m ²
	Period	Throughout the growing season	
Horticultural crops and ornamentals	-	1–5 g/m ²	0.5–4 g/m ²
	Period	After planting	
Extensive crops	-	3–5 kg/ha	-

*It is recommended that these total doses be divided into 2 or 3 applications.

PRECAUTIONS FOR USE

Wash thoroughly with soap and water after handling.

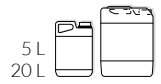
Although it can be mixed with any type of fertiliser, it is advisable to check that the properties of both products are compatible.

To help the product penetrate down to the root level, we recommend watering the area after application.

For further information, please contact our Agricultural Technical Department.



Fertiliser authorised for use in organic production in accordance with Regulation (EU) 2018/848. Complies with the UNE 142500 standard.



COMPOSITION

6.5% w/w Total Nitrogen (N), nitric.
9% w/w Water-soluble Magnesium Oxide (MgO).

Microelements

0.025% w/w Boron (B), water-soluble in mineral form.
0.01% w/w Water-soluble Copper (Cu) chelated with EDTA and HEEDTA.
0.10% w/w Water-soluble Iron (Fe) chelated with EDTA and HEEDTA.
0.07% w/w Water-soluble Manganese (Mn) chelated with EDTA and HEEDTA.
0.003% w/w Molybdenum (Mo), water-soluble in mineral form.
0.015% w/w Water-soluble Zinc (Zn) chelated with EDTA and HEEDTA.
The pH range within which good stability of the chelated fraction is guaranteed is: 4–9.

USES

LUQSAMAG-N provides nitrogen, magnesium and a balanced mix of trace elements. Recommended for use on crops grown in magnesium-deficient soils, or where plants are unable to absorb sufficient magnesium due to interactions with excess calcium, sodium or potassium.

Magnesium aids the transport and storage of sugars in the body's reserve organs and forms part of the chlorophyll molecule, whilst nitrogen plays a role in cell division and is essential for the formation of amino acids, proteins, enzymes, etc.

DOSAGE AND METHOD OF USE

Apply as a standard foliar spray at a rate of 150–200 cm³ per hectolitre of water on all types of crops. Depending on the severity of the deficiency, 2–3 treatments may be required, spaced approximately 20 days apart.

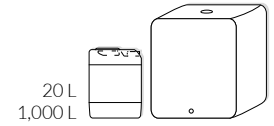
PRECAUTIONS FOR USE

It must not be mixed with strongly alkaline products.
It is advisable to avoid applying it during periods of high temperatures.
Thoroughly wet all the foliage.
For further information, please contact our Agricultural Technical Department.

HAZARD CLASSIFICATION



LUQSAMAG-S



COMPOSITION

7.5% w/w Water-soluble Magnesium Oxide (MgO).

15% w/w Water-soluble Sulphur Trioxide (SO₃).

Microelements

0.05% w/w Boron (B), water-soluble in mineral form.

0.01% w/w Water-soluble Copper (Cu) chelated with EDTA and HEEDTA.

0.25% w/w Water-soluble Iron (Fe) chelated with EDTA and HEEDTA.

0.10% w/w Water-soluble Manganese (Mn) chelated with EDTA and HEEDTA.

0.004% w/w Molybdenum (Mo), water-soluble in mineral form.

0.03% (w/w) of water-soluble Zinc (Zn) chelated with EDTA and HEEDTA.

The pH range within which good stability of the chelated fraction is guaranteed is: 4–9.

USES

LUQSAMAG-S is a soluble liquid magnesium solution containing trace elements, which acts both preventatively and curatively against deficiencies caused by a lack of magnesium, sulphur and the trace elements present in this formulation.

Magnesium is a component of the chlorophyll molecule and plays a key role in photosynthesis and the formation of other pigments; it also activates many of the enzymes involved in carbohydrate and protein metabolism. Sulphur is a component of vitamins, amino acids (cysteine and methionine), proteins, coenzymes and glycosides.

DOSAGE AND METHOD OF USE

Leaf application: 150–200 cm³/hL of water. Depending on the crop's requirements or the severity of the deficiency, 2–3 treatments may be required, spaced approximately 20 days apart.

Application by fertigation:

Small trees and low-growing plants	20–30 cm ³ per plant.
Young trees	30–75 cm ³ per tree.
Mature trees	75–125 cm ³ per tree.

PRECAUTIONS FOR USE

When applied as a foliar spray, it can be mixed with all commonly used fertilisers and plant protection products, except those with a strongly alkaline reaction.

Avoid applying the product during the hottest part of the day.

Thoroughly wet all the foliage.

For further information, please contact our Agricultural Technical Department.

HAZARD CLASSIFICATION





COMPOSITION

4% w/w Water-soluble Calcium Oxide (CaO).
4% w/w Calcium Oxide (CaO), chelated with EDTA.

USES

QUELMAG is a liquid magnesium (Mg) chelate designed to prevent and correct magnesium deficiencies in all types of crops. Magnesium is an essential element for plant photosynthesis as it forms part of the chlorophyll molecule; it also promotes the transport and accumulation of sugars in storage organs. Thanks to its 100% chelated formulation, QUELMAG is the most effective and rapid way to correct magnesium deficiencies in cultivated plants.

DOSAGE AND METHOD OF USE

Apply as a foliar spray at a rate of 150–300 cm³/hL. Depending on the severity of the deficiency, 2 to 3 spray applications are recommended, spaced 20 days apart.

Direct application to the soil: this can be done by spraying the soil directly, followed by watering to help the product reach the roots more easily.

The recommended application rates for citrus and fruit trees are:

Small trees and nursery plants..... 1–7.5 cm³ per plant.
Young trees..... 7.5–25 cm³ per plant.
Mature trees..... 25–50 cm³ per plant.

Application by fertigation: Applied together with irrigation water at a rate of 2.5–5 L/ha, and depending on the severity of the deficiency, 3–6 treatments spread throughout the growing season will be required.

PRECAUTIONS FOR USE

For foliar applications, it can be mixed with all commonly used fertilisers and plant protection products; however, it must not be mixed with products that are strongly alkaline or with fertilisers containing high concentrations of phosphorus.

It is advisable to avoid the hottest part of the day and to water the foliage thoroughly.

For further information, please contact our Agricultural Technical Department.

HAZARD CLASSIFICATION



LUQSAMAN-6



COMPOSITION

6% w/w Water-soluble Manganese (Mn).

3% w/w Manganese (Mn) chelated with EDTA.

3% w/w Manganese (Mn) chelated with HEEDTA.

The pH range within which good stability of the chelated fraction is guaranteed is: 4–9.

USES

LUQSAMAN-6 is a manganese deficiency corrector that can be used on all types of crops (particularly fruit trees and citrus trees).

DOSAGE AND METHOD OF USE

Leaf application: Apply at a rate of 150–200 cm³/hL. Depending on the severity of the deficiency, 2 to 3 spray applications are generally required, spaced approximately 20 days apart.

Direct-to-soil application: Spray the product directly onto the soil, then water the area to help it reach the roots, using the following doses:

In nurseries, 20–30 cm³ per plant.

For young trees, 30–75 cm³ per tree.

In severely chlorotic mature trees, 75–125 cm³ per tree.

Application by fertigation: Apply at a rate of 0.01%–0.1% for a total amount of approximately 4–8 litres per hectare, depending on the severity of the deficiency and the type of crop. For cereals, apply at a rate of 1–2 L/ha; for lawns and golf courses, apply at a rate of 1 L/ha.

PRECAUTIONS FOR USE

It is compatible with most fertilisers and plant protection products.

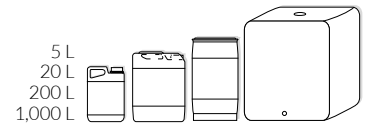
Avoid applying the product during periods of high temperatures and ensure that all foliage is thoroughly wetted.

For further information, please contact our Agricultural Technical Department.

HAZARD CLASSIFICATION



NITRAMAN-LUQSA



COMPOSITION

7% w/w Total Nitrogen (N), nitric.
15% w/w Water-soluble Manganese (Mn).

USES

NITRAMAN is a fertiliser that supplies Manganese (Mn) and corrects Manganese deficiency in all types of crops (particularly fruit trees and citrus trees). Manganese regulates fatty acid metabolism and plays a role in protein synthesis; like nitrogen, it also plays an important role in photosynthesis, so the combined application of these two elements enhances the photosynthetic processes in plants.

DOSAGE AND METHOD OF USE

Leaf application: Apply as a foliar spray at a rate of 100–150 cm³ per hectolitre. Depending on the severity of the deficiency, two to three spray applications are recommended, spaced 20 days apart, at the start of the growing season and before summer growth in fruit trees and citrus trees.

Direct-to-soil application: Spray the product directly onto the soil, then water the area to help it reach the roots. The recommended doses are:

Nurseries and low-growing plants5–15 cm³ per plant.
Young trees.....15–30 cm³ per tree.
Mature trees.....30–60 cm³ per tree.

Application by fertigation: Applied together with irrigation water at a rate of 4–8 L/ha, and depending on the severity of the deficiency, 4–6 treatments spread over the growing season will be required. For fruit trees and citrus trees, the concentration must not exceed 0.1% under any circumstances.

PRECAUTIONS FOR USE

The product is slightly corrosive, so it is advisable to avoid direct contact with it. Contact with the eyes or skin may cause irritation.

Do not mix with copper, oils, mineral acids or calcium polysulphide.

It is advisable to avoid applying it during periods of high temperatures.

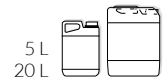
When applied as a foliar spray, it can be mixed with all commonly used plant protection products.

For further information, please contact our Agricultural Technical Department.

HAZARD CLASSIFICATION



LUQKSIL



COMPOSITION

28% w/w Water-soluble Silicon Dioxide (SiO_2).
15.6% w/w Water-soluble Potassium Oxide (K_2O).

USES

LUQKSIL is a source of silicon and potassium. According to various studies, silica boosts the plant's natural defences and helps prevent fungal infections. LUQKSIL protects plants from attack by pathogenic microorganisms, as the accumulation of silicon in the epidermal tissues protects and strengthens the plant's tissues.

LUQKSIL promotes the uptake of phosphorus and potassium, acts synergistically with calcium, magnesium, molybdenum and zinc, extends the shelf life of perishable produce, promotes root development, increases drought resistance, optimises water use by 30–40% by applying silicon during fertilisation, and enables the full rehabilitation of soils that are affected by salts, compacted or presenting low pH levels.
Suitable for use on all types of crops.

DOSAGE AND METHOD OF USE

Apply via the irrigation system for fertilisation.

For vegetables and strawberries: Apply 3 to 4 litres per 1,000 litres, every 21 days. Apply the first treatment after the transplant.

For tropical crops: Apply 2 to 4 litres per hectare at 21-day intervals. Apply the initial treatment at the start of fruit development.

PRECAUTIONS FOR USE

Once you have prepared the nutrient solution using the product, apply it immediately.

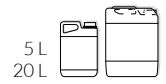
It is compatible with most agrochemicals on the market.

It is recommended that a miscibility test be carried out to verify the compatibility of the products.

For further information, please contact our Agricultural Technical Department.

HAZARD CLASSIFICATION





COMPOSITION

8% w/w Water-soluble Zinc (Zn) chelated with EDTA and HEEDTA.

4% w/w Zinc (Zn) in EDTA form.

4% w/w Zinc (Zn) in HEEDTA form.

The pH range within which good stability of the chelated fraction is guaranteed is: 4–9.

USES

LUQSAZINC-8 is a zinc (Zn) supplement for all types of crops (fruit trees, citrus, vegetables, ornamental plants and cereals) that can be applied via foliar spraying, fertigation or incorporated directly into the soil. As it is in chelated form, the plant absorbs and utilises the zinc completely, quickly and efficiently.

Zinc is essential for the formation of auxins (growth regulators); it plays a role in the synthesis of nucleic acids, proteins and vitamin C; and it influences fruit set, ripening and drying.

DOSAGE AND METHOD OF USE

The best time to apply it is before the tree begins its vegetative growth, or when deficiency symptoms first appear.

Leaf application: At a dosage of 100–150 cm³ / hL. Depending on the severity of the deficiency, 2 to 3 spray applications are generally appropriate, spaced approximately 20 days apart.

For citrus trees, apply before the flowers open, after the petals have fallen, and during summer growth.

Application to the soil: Direct application to the soil can be achieved by spraying the soil directly, followed by watering to help the product reach the roots more easily.

In nurseries, 14 to 25 cm³ per plant.

For young trees, 50 to 75 cm³ per tree.

For severely chlorotic mature trees, 75 to 125 cm³ per tree.

Application by fertigation: Apply at a rate of 0.01%–0.1% for a total amount of approximately 4–6 litres per hectare, depending on the severity of the deficiency and the type of crop.

PRECAUTIONS FOR USE

It is compatible with most fertilisers and plant protection products.

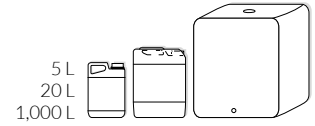
Avoid applying the product while temperatures are high.

For further information, please contact our Agricultural Technical Department.

HAZARD CLASSIFICATION



NITRAZINC-LUQSA



COMPOSITION

6% w/w total Nitrogen (N), nitric.
15% w/w Zinc (Zn), water-soluble in mineral form.

USES

NITRAZINC-LUQSA is a fertiliser that supplies zinc (Zn) and corrects zinc deficiencies in all types of crops; it can be applied either as a foliar spray or via the root system. Zinc plays a role in plant growth, contributes to the formation of auxins and is involved in the synthesis of nucleic acids, proteins and vitamin C.

NITRAZINC-LUQSA also supplies nitrogen, thereby enhancing the effectiveness of the zinc (nitrogen is a component of amino acids, proteins and chlorophyll).

DOSAGE AND METHOD OF USE

The best time to apply it is when the plant begins its vegetative growth and/or when it shows signs of nutrient deficiency.

Leaf application: Apply as a foliar spray at a rate of 100–150 cm³ per hectolitre of water. Depending on the severity of the deficiency, 2–3 spray applications are recommended, spaced 20 days apart, at the start of the growing season and before summer growth in fruit trees and citrus trees.

Application to the soil: Spray the product directly onto the soil, then water the area to help it reach the roots.

The recommended doses are:

Nurseries and low-growing plants	5–15 cm ³ per plant.
Young trees	15–30 cm ³ per tree.
Mature trees	30–60 cm ³ per tree.

Application by fertigation: Apply together with irrigation water at a rate of 4–8 L/ha; depending on the severity of the deficiency, 4–6 treatments spread throughout the growing season will be required for fruit trees and citrus crops, ensuring that the concentration does not exceed 0.1% under any circumstances.

PRECAUTIONS FOR USE

The product is slightly corrosive, so it is advisable to avoid direct contact with it.

Do not mix with copper, oils, mineral acids or calcium polysulphide.

It is advisable to avoid applying it during periods of high temperatures.

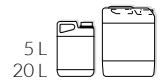
When applied as a foliar spray, it can be mixed with all commonly used plant protection products.

For further information, please contact our Agricultural Technical Department.

HAZARD CLASSIFICATION



32 LUQSA



COMPOSITION

7% w/w Water-soluble Manganese (Mn).
 0.2% w/w complexed Manganese (Mn).
 6% w/w Water-soluble Zinc (Zn).
 0.2% w/w complexed zinc (Zn).
 Complexing agent: Gluconic acid.
 Effective complexation stability is guaranteed within a pH range of 4–9.

USES

CITRUSLUQ-L is a liquid mixture of micronutrients for foliar application, formulated from partially chelated mineral salts of zinc (Zn) and Manganese (Mn), which is used to prevent and correct deficiencies, primarily in citrus fruits, fruit trees in general and vegetables.

Thanks to its carefully formulated composition, CITRUSLUQ-L ensures rapid uptake of zinc and Manganese (Mn) and complete assimilation by the plant.

DOSAGE AND METHOD OF USE

Apply as a standard foliar spray at a rate of 75–125 cm³ per hectolitre of water. Depending on the severity of the deficiency, 2 to 3 spray applications are recommended, spaced 20 days apart, at the start of the growing season and before summer growth in citrus trees.

PRECAUTIONS FOR USE

Do not mix with copper, oils, mineral acids or calcium polysulphide.

It is advisable to avoid applying the product during periods of high temperatures and strong sunlight, as this may cause the tips of the leaves to burn.

Thoroughly wet all the foliage.

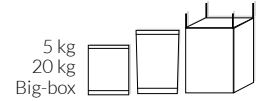
CITRUSLUQ-L can be applied in combination with all types of plant protection products, with the exception of alkaline-reacting products.

For further information, please contact our Agricultural Technical Department.

HAZARD CLASSIFICATION



CITRUSLUQ-S



COMPOSITION

13% w/w Manganese (Mn), in the form of Manganese sulphate monohydrate.
12% w/w Zinc (Zn), in the form of zinc sulphate monohydrate.
44% w/w Sulphur Trioxide (SO₃).

USES

CITRUSLUQ-S is a solid fertiliser specially formulated for citrus and other fruit trees to prevent deficiencies in micronutrients such as manganese (Mn) and zinc (Zn) and to provide a supplementary supply of sulphur (S). Its carefully formulated composition ensures rapid absorption and complete uptake by the crops.

DOSAGE AND METHOD OF USE

Apply as a foliar spray, diluted in water, following the recommended doses for the relevant crop:

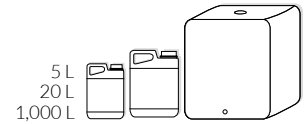
TYPE OF CROP	DOSAGE	APPLICATION
Citrus, fruit and vegetable crops	200–300 g/hL	2–3 applications, spaced approximately 20 days apart

PRECAUTIONS FOR USE

It is advisable to avoid applying it during periods of high temperatures.
It can be applied in combination with all types of plant protection products, with the exception of alkaline-reacting products.
For further information, please contact our Agricultural Technical Department.

HAZARD CLASSIFICATION





COMPOSITION

15% w/w total humic extract.

10% w/w Humic acids.

5% w/w fulvic acids.

7% w/w Water-soluble Potassium Oxide (K_2O).

Micronutrients:

0.02% w/w Boron (B), water-soluble as boric acid.

0.05% w/w Water-soluble Copper (Cu) chelated with EDTA and HEEDTA.

0.1% w/w Water-soluble Iron (Fe) chelated with EDTA and HEEDTA.

0.07% w/w Water-soluble Manganese (Mn) chelated with EDTA and HEEDTA.

0.03% w/w Molybdenum (Mo), water-soluble in sodium salt form.

0.015% w/w Water-soluble Zinc chelated with EDTA and HEEDTA.

The pH range within which good stability of the chelated fraction is guaranteed is: 4–9.

USES

It provides organic matter, in the form of humic and fulvic acids, to promote more balanced and rapid plant growth. It can be used on all types of crops, both as an organic soil amendment (improving soil structure and, consequently, soil aeration and ion exchange capacity, whilst promoting nutrient uptake by plants) and as a foliar application.

DOSAGE AND METHOD OF USE

Leaf application: It is applied as a standard foliar spray at a rate of 150–300 cm³ per 100 litres of water.

Application to the soil: For drip irrigation, apply 15–40 litres per hectare, spread over the growing season with an average of one application per week.

For flood irrigation, apply 40–60 L/ha.

When using the product as an **organic soil amendment**, apply between 60–80 L/ha depending on the soil's requirements.

To help **root establishment in transplants**, dip the roots of the plants to be transplanted in a 0.7% to 1% solution.

AHULUQ-15 improves seed performance when treated in a 20–40% solution.

PRECAUTIONS FOR USE

Avoid applying foliar treatments when temperatures are high or during periods of strong sunlight, as this may cause the tips of the leaves to burn.

AHULUQ-15 can be mixed with our FERTILUQ foliar fertilisers.

Do not mix with herbicides that are incompatible with organic matter.

Do not mix with acid-reactive products, calcium nitrate, nitric acid or phosphoric acid.

For further information, please contact our Agricultural Technical Department.

HAZARD CLASSIFICATION



AHULUQ-20 PLUS



20 L

COMPOSITION

20% w/w total humic extract.

15% w/w Humic acids.

5% w/w fulvic acids.

7% w/w Water-soluble Potassium Oxide (K_2O).

Micronutrients:

0.02% w/w Boron (B), water-soluble as boric acid.

0.05% w/w Water-soluble Copper (Cu) chelated with EDTA and HEEDTA.

0.1% w/w Water-soluble Iron (Fe) chelated with EDTA and HEEDTA.

0.07% w/w Water-soluble Manganese (Mn) chelated with EDTA and HEEDTA.

0.03% w/w Molybdenum (Mo), water-soluble in sodium salt form.

0.015% w/w Water-soluble Zinc chelated with EDTA and HEEDTA.

The pH range within which good stability of the chelated fraction is guaranteed is: 4–9.

USES

It provides organic matter, in the form of humic and fulvic acids, to promote more balanced and rapid plant growth. It can be used on all types of crops, both as an organic soil amendment (improving soil structure and, consequently, soil aeration and ion exchange capacity; it also promotes nutrient uptake by plants) and as a foliar application.

DOSAGE AND METHOD OF USE

Leaf application: It is applied as a standard foliar spray at a rate of 150–300 cm^3 per 100 litres of water.

Application to the soil: For drip irrigation, apply 15–40 litres per hectare, spread over the growing season with an average of one application per week.

For **flood irrigation**, apply 40–60 L/ha.

When using the product as an **organic soil amendment**, apply between 60–80 L/ha depending on the soil's requirements.

To help **root establishment in transplants**, dip the roots of the plants to be transplanted in a 0.7% to 1% solution.

AHULUQ 20 PLUS improves seed performance when treated in a 20–40% solution.

PRECAUTIONS FOR USE

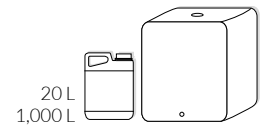
Avoid carrying out the treatment during the hottest part of the day.

For citrus trees, apply at the start of the growing season and before summer shoots appear. Take precautions due to the phytotoxicity associated with copper, particularly in humid areas and with certain varieties of fruit trees and other crops.

For further information, please contact our Agricultural Technical Department.

HAZARD CLASSIFICATION





COMPOSITION

15% w/w total humic extract.
10% w/w Humic acids.
5% w/w fulvic acids.
7% w/w Water-soluble Potassium Oxide (K_2O).

USES

It provides organic matter, in the form of humic and fulvic acids, to promote more balanced and rapid plant growth. It can be used on all types of crops, both as an organic soil amendment (improving soil structure and, consequently, soil aeration and ion exchange capacity; it also promotes nutrient uptake by plants) and as a foliar application.

DOSAGE AND METHOD OF USE

Leaf application: It is applied as a standard foliar spray at a rate of 150–300 cm^3 per 100 litres of water.

Application to the soil: For drip irrigation, apply 15–40 litres per hectare, spread over the growing season with an average of one application per week.

For flood irrigation, apply 40–60 L/ha.

When using the product as an **organic soil amendment**, apply between 60–80 L/ha depending on the soil's requirements.

To help **root establishment in transplants**, dip the roots of the plants to be transplanted in a 0.7% to 1% solution.

AHULUQ SM improves seed performance when the seeds are treated in a 20–40% solution.

PRECAUTIONS FOR USE

Avoid carrying out the treatment during the hottest part of the day.

For citrus trees, apply at the start of the growing season and before summer shoots appear. Take precautions due to the phytotoxicity associated with copper, particularly in humid areas and with certain varieties of fruit trees and other crops.

For further information, please contact our Agricultural Technical Department.

HAZARD CLASSIFICATION



ALGALUQ

Suitable for organic production



COMPOSITION

25% w/w seaweed extract (*Ascophyllum nodosum*).
 12.5% w/w total organic matter.
 4% w/w Water-soluble Potassium Oxide (K₂O).
 4% w/w alginic acid.
 0.5% w/w Mannitol.

USES

ALGALUQ is a seaweed extract derived from *Ascophyllum nodosum* and formulated for both foliar and root application. Thanks to its high content of carbohydrates, phytohormones and polysaccharides, ALGALUQ promotes resistance (LAR) to pests and diseases, particularly fungi and bacteria. It also promotes faster, more vigorous and balanced growth resulting in higher yields and better quality produce, improves the efficiency of fertiliser use (by promoting the uptake of other nutrients) and enhances resistance to adverse environmental conditions (such as drought and low temperatures). It can be used on: olive trees, fruit trees, vines, citrus trees, ornamental plants, vegetable crops and cereals.

DOSAGE AND METHOD OF USE

Leaf application: Apply as a standard foliar spray at a rate of 100–150cm³ per hectolitre of water. Higher doses are recommended following a frost, or for crops damaged by hail, phytotoxicity, etc.

Application by fertigation: Apply at a rate of 2.5–5 L/ha for drip irrigation and 20–30 L/ha for flood irrigation.

PRECAUTIONS FOR USE

When applying the product to foliage, avoid treatment while temperatures are high or in strong sunlight, as this may cause scorching at the tips of the leaves.

It must not be used on fruit trees or vines during the colour change or whilst the fruit is ripening.

Do not mix with alkaline-reacting products, herbicides or plant growth regulators.

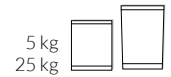
For further information, please contact our Agricultural Technical Department.



Fertiliser authorised for use in organic production in accordance with Regulation (EU) 2018/848. Complies with the UNE 142500 standard.



38 LUQSA



COMPOSITION

79% w/w seaweed extract (*Ascophyllum nodosum*).
40% w/w total organic matter.
16% w/w Water-soluble Potassium Oxide (K_2O).
16% w/w alginic acid.
4% w/w Mannitol.

USES

ALGALUQ-S is a seaweed extract derived from the seaweed *Ascophyllum nodosum*, and formulated for both foliar and root application.

Thanks to its high content of carbohydrates, phytohormones and polysaccharides, ALGALUQ-S promotes resistance (LAR) to pests and diseases, particularly fungi and bacteria. It also promotes faster, more vigorous and balanced growth resulting in higher yields and better quality produce, improves the efficiency of fertiliser use (by promoting the uptake of other nutrients) and enhances resistance to adverse environmental conditions (such as drought and low temperatures). It can be used on: olive trees, fruit trees, vines, citrus trees, ornamental plants, vegetable crops and cereals.

DOSAGE AND METHOD OF USE

ALGALUQ-S is designed for application via foliar and root spraying; a minimum of three treatments is recommended during **pre-flowering** to improve flowering, fertilisation and fruit set **at petal fall**, reinforcing the fruit set from the first application and aiding the fruit in the early stages of growth and **during fruit formation**, stimulating development and improving fruit size, colour and organoleptic qualities.

For **foliar application**, it is used at a dose of 60–75 g/hL (0.6–0.75 kg/1,000 L), with the lower doses being suitable for most crops and the higher doses recommended following a frost and, in general, for crops damaged by hail, phytotoxicity, pests, drought, etc.

When it is applied **via the root system**, the doses range from 2–3 kg/ha in drip irrigation.

PRECAUTIONS FOR USE

When applying the product to foliage, avoid treatment while temperatures are high or in strong sunlight, as this may cause scorching at the tips of the leaves.

It must not be used on fruit trees or vines during the colour change or whilst the fruit is ripening.

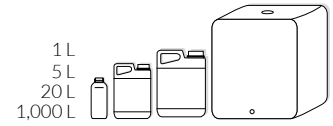
Do not mix with alkaline-reacting products, herbicides or plant growth regulators.

For further information, please contact our Agricultural Technical Department.



AMINOLUQ V-12

Suitable for organic production



COMPOSITION

12% w/w free amino acids.

8.2% w/w total Nitrogen (N).

4.0% w/w ammoniacal nitrogen (N).

4.2% w/w organic nitrogen (N).

Qualitative amino acid profile: Aspartic acid (ASP), Threonine (THR), Cysteine (CYS), Serine (SER), Glutamic acid (GLU), Proline (PRO), Glycine (GLY), Alanine (ALA), Valine (VAL), Methionine (MET), Isoleucine (ILE), Leucine (LEU), Tyrosine (TYR), Phenylalanine (PHE), Histidine (HIS), Hydroxylysine (HYL), Lysine (LYS), Arginine (ARG)

Quantitative amino acid profile: Glutamic acid 4.5% w/w and lysine 7.3% w/w.

A product based on amino acids obtained through the enzymatic hydrolysis of plant extracts.

USES

AMINOLUQ V-12 consists of plant-derived amino acids which, thanks to the production process (enzymatic hydrolysis), are predominantly in the levorotatory "L" form — the only form that plants can utilise.

It acts as a growth and yield stimulant, and also helps crops under stress to recover. It enhances photosynthesis, regulates water balance and delays plant senescence.

It is recommended for use on the following crops: olive trees, fruit trees, vines, citrus trees, ornamental plants, vegetables, cereals and fodder crops.

DOSAGE AND METHOD OF USE

AMINOLUQ V-12 should be applied at critical stages of plant development: after transplanting, during growth, before flowering, during fruit set and during fruit development.

Leaf application: It is applied as a standard foliar spray at a rate of 200–300 cm³/hL. It is recommended that you apply the product 2–4 times.

Application to the soil: For drip irrigation, it is recommended to apply 2–4 litres per hectare per application, with a total of 4–5 applications throughout the growing season.

PRECAUTIONS FOR USE

Avoid applying foliar treatments when temperatures are high or during periods of strong sunlight, as this may cause the tips of the leaves to burn. It must not be used on fruit trees or vines during the colour change or whilst the fruit is ripening. In olive trees, it can be mixed with copper compounds.

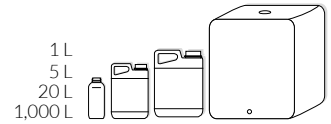
For further information, please contact our Agricultural Technical Department.



Fertiliser authorised for use in organic production in accordance with Regulation (EU) 2018/848. Complies with the UNE 142500 standard.



40 LUQSA



COMPOSITION

24% w/w free amino acids.

8% w/w total Nitrogen (N).

4.5% w/w ammoniacal nitrogen (N).

3.5% w/w organic nitrogen (N).

Qualitative amino acid profile: Aspartic acid (ASP), Cysteine (CYS), Threonine (THR), Serine (SER), Glutamic acid (GLU), Proline (PRO), Glycine (GLY), Alanine (ALA), Valine (VAL), Methionine (MET), Isoleucine (ILE), Leucine (LEU), Tyrosine (TYR), Phenylalanine (PHE), Histidine (HIS), Hydroxylysine (HYL), Lysine (LYS), Arginine (ARG)

Quantitative amino acid profile: Lysine 10%, glutamic acid 7.16% w/w and glycine 5% w/w.

USES

AMINOLUQ-24 is a balanced blend of amino acids that is readily absorbed and utilised by plants, regardless of photosynthetic processes.

AMINOLUQ-24 acts as a growth and yield stimulator, whilst also promoting the recovery of crops under stress (cold or heat stress, water stress, hail, pest or disease attacks, etc.). AMINOLUQ-24 can be applied both as a foliar spray and as a root drench at critical stages of crop development, such as: after transplanting, before flowering, fruit set, and fruit growth and development.

DOSAGE AND METHOD OF USE

Leaf application: Apply by standard spraying at a rate of 100–200 cm³/hL. It is recommended that 2 to 4 treatments be carried out at appropriate intervals during the crop's main growth stages. Treatments should be started at the beginning of the growing season, once the plant has a few leaves, to ensure proper absorption. In the orchard, work should begin at the start of a new cycle.

Application to the soil: For drip irrigation, it is recommended to use a dose of 2–4 L/ha per application, with a total of 4–5 applications throughout the growing season.

PRECAUTIONS FOR USE

When applying the product to foliage, avoid treatment while temperatures are high or in strong sunlight, as this may cause scorching at the tips of the leaves.

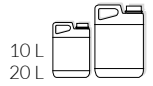
It must not be used on fruit trees or vines during the colour change or whilst the fruit is ripening. In olive trees, it can be mixed with copper compounds.

Do not mix with oils, sulphur, captan or copper compounds.

For further information, please contact our Agricultural Technical Department.



BROTOLUQ



COMPOSITION

- 1.5% w/w Copper (Cu), water-soluble in lignosulfonate form.
- 1.5% w/w Manganese (Mn), water-soluble in lignosulfonate form.
- 1.5% w/w Zinc (Zn), water-soluble in lignosulfonate form.

USES

A remedy for copper, zinc and Manganese deficiencies in all types of crops. The presence of copper promotes the development of natural defence mechanisms against various biotic agents.

DOSAGE AND METHOD OF USE

Leaf application: Apply as a standard foliar spray at a rate of 150–300 cm³ per 100 litres of water. Depending on the severity of the deficiency, 2 to 4 spray applications are recommended, spaced 15–20 days apart, at the start of the growing season and before summer growth in citrus trees. For peaches, nectarines and flat peaches, apply exclusively via drip irrigation at a rate of approximately 10 cm³ per tree for mature trees and approximately 5 cm³ per tree for young trees.

Application by fertigation: Apply with irrigation water at a rate of 2–5 L/ha per application. Depending on the severity of the deficiency, 4 or 6 treatments will be required, spread out over the growing season for fruit trees and citrus crops.

PRECAUTIONS FOR USE

When applied as a foliar spray, it can be mixed with all commonly used fertilisers and plant protection products.

Do not mix with strongly alkaline products, captan, amino acids, copper-calcium complexes or phosphorus-containing compounds.

Do not mix with oils (or substances containing oils).

Avoid carrying out the treatment during the hottest part of the day. For further information, please contact our Agricultural Technical Department.

HAZARD CLASSIFICATION



Suitable for organic production



COMPOSITION

Lactic acid bacteria: 105 CFU (*Lactobacillus plantarum*).

Yeasts and fungi > 104 CFU (*Saccharomyces spp.*).

95.1% w/w Water.

4.3% w/w Polysaccharides and sugars (agar, sucrose, glucose, fructose).

USES

LUQSAGRO is a liquid solution containing seaweed extracts and microorganisms derived from the natural biological evolution of seaweed. It promotes plant growth and resistance (LAR) to pests and diseases, particularly fungi and bacteria. It also promotes faster, more vigorous and balanced growth resulting in higher yields and better quality produce, improves the efficiency of fertiliser use (by promoting the uptake of other nutrients) and enhances resistance to adverse environmental conditions (such as drought and low temperatures). It enhances the soil's biological potential (accelerating the decomposition of organic matter and promoting the recovery of soil microflora, thereby aiding soil regeneration).

DOSAGE AND METHOD OF USE

Application via fertigation for:

Short-season vegetables (courgette, cucumber, melon, watermelon, broccoli, lettuce, beans, etc.): 60 L/ha.

First application: 40 litres, 15 days after transplanting.

Second application: 20 litres, one month after the first.

Long-cycle vegetables (tomatoes, peppers, aubergines, etc.): 120 L/ha.

First application: 40 litres 15 days after transplanting.

Second application: 40 litres a month from the first.

Third application: 20 litres a month.

Fourth application: 20 litres a month.

Olive trees: 40 L/ha.

First application: 20 litres (March to May)

Second application: 20 litres (June to July)

Citrus fruits: 60–80 L/ha.

First application: 40 litres per hectare in April.

Second application: 20–40 litres per hectare in May–June.

Potato: 40 L/ha, a single application at the time of sowing.

Strawberry: 10–20 L/ha.

Vines and table grapes: 40 L/ha.

First application: 20 litres per hectare from April to May.

Second application: 20 litres per hectare from June to July.

Stone and pome fruit trees: 60 L/ha.

First application: 20 litres per hectare in March–April.

Second application: 20 litres per hectare in April–May.

Third application: 20 litres per hectare in May–June.

PRECAUTIONS FOR USE

Store the product in its original packaging in a cool, dry place, preferably not exposed to light (temperature < 22°C).

If using fungicides, herbicides and bactericides, wait 7 days before applying the product. For further information, please contact our Agricultural Technical Department.

Product authorised for use in organic farming in accordance with Regulation (EU) 2018/848 of the European Parliament and of the Council of 30 May 2018 on the production and labelling of organic products. NO CL300PAE-02.



LUQVITAL



COMPOSITION

- 10% w/w free amino acids.
- 3.5% w/w total Nitrogen (N).
 - 2% w/w ammoniacal nitrogen (N).
 - 1.5% w/w organic nitrogen (N).
- 2% w/w Water-soluble Potassium Oxide (K_2O).
- 1% w/w Water-soluble Calcium Oxide (CaO).

Qualitative amino acid profile: Aspartic acid (ASP), Arginine (ARG), Cysteine (CYS), Phenylalanine (PHE), Glycine (GLY), Histidine (HIS), Isoleucine (ILE), Leucine (LEU), Lysine (LYS), Methionine (MET), Proline (PRO), Serine (SER), Tyrosine (TYR), Threonine (THR) and Valine (VAL).

Quantitative amino acid profile: Glutamic acid 4.73% w/w and alanine 2.71% w/w.

A product based on amino acids obtained through the enzymatic hydrolysis of plant extracts.

USES

LUQVITAL is a balanced blend of amino acids, fulvic acids (15%), seaweed (3%) and organic matter (25%).

Thanks to its carefully formulated composition, LUQVITAL promotes rapid and balanced crop growth, particularly when plants are under stress due to weather conditions or during periods of peak nutritional demand.

LUQVITAL works in two ways: it improves the uptake of fertilisers and boosts resistance to adverse weather conditions (following periods of low temperatures, hailstorms, etc.).

Its use is recommended for the following crops: Citrus, fruit, vegetable and ornamental plants.

DOSAGE AND METHOD OF USE

Foliar treatment: 100–300 cm^3 per 100 litres of water.

Drip irrigation:

For citrus and fruit trees: 20–50 litres per hectare throughout the growing season. Do not exceed 3 L/ha and irrigation.

For vegetable and ornamental crops: 30–50 L/ha.

Flood irrigation:

For citrus and fruit trees: 40–70 litres per hectare, applied in several treatments.

For vegetable and ornamental crops: 40–50 L/ha.

PRECAUTIONS FOR USE

When applying the product to foliage, avoid treatment while temperatures are high or in strong sunlight, as this may cause scorching at the tips of the leaves.

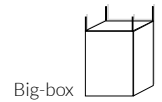
As this product may be phytotoxic to certain varieties of plum tree, it is advisable to carry out a test before application. It must not be used on fruit trees, citrus trees or vines during the colour change or ripening of the fruit.

Combined treatments with oils, captan and copper compounds should be avoided. Mixing with sulphur and its compounds should also be avoided.

For further information, please contact our Agricultural Technical Department.

HAZARD CLASSIFICATION





COMPOSITION

82% w/w total humic extract.

71% w/w humic acids.

11% w/w fulvic acids.

10% w/w Water-soluble Potassium Oxide (K_2O).

USES

MEJORADOR LUQSA promotes soil recovery, improving its fertility and stimulating microbial activity. In clay soils, it improves soil structure, permeability and aeration. In sandy soils, it increases cation exchange and improves water retention capacity. Humic and fulvic acids release nutrients from the soil and act as natural chelating agents. When applied to the roots, it improves root development and, as a result, promotes faster, more vigorous and balanced plant growth, leading to higher yields and better quality produce. It also works by improving the uptake of fertilisers through the activation of the soil's microbial flora and by enhancing resistance to adverse weather conditions. Furthermore, the supply of potassium enhances enzyme activation and the translocation of assimilates, regulates osmotic processes (it is primarily responsible for drawing water from the soil into the roots) and displaces sodium ions.

DOSAGE AND METHOD OF USE


Standard application rates for **soil applications**, using **localised irrigation**, range from 1–3 kg/ha up to a total of 8–25 kg/ha over the growing season at intervals of 7 to 15 days, for citrus, fruit trees, vines, banana plants and olive trees. Apply at a rate of 1–2.5 kg/ha until the total dose of 6–20 kg/ha is reached, at 15-day intervals for vegetable and ornamental crops. Other crops: at a rate of 5–10 kg/ha.

PRECAUTIONS FOR USE

Wash thoroughly with soap and water after handling.

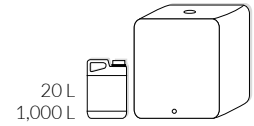
It is recommended that the area be watered after application to help the product penetrate down to the root zone, particularly when the product is applied by injection or into trenches.

For further information, please contact our Agricultural Technical Department.



ORGANILUQ

Suitable for organic production



COMPOSITION

2.2% w/w total Nitrogen (N).
 2.1% w/w organic nitrogen (N).
 4% w/w Water-soluble Potassium Oxide (K₂O).
 37% w/w total organic matter (OM).
 21.4% w/w organic carbon.
 C:N ratio: 10.2.

USES

ORGANILUQ is a plant-based organic fertiliser that acts as a growth and yield stimulator and improves soil fertility. Due to its high organic matter content, it acts as a soil conditioner (increasing the cation exchange capacity / CEC, contributing to aggregate stability, and improving water penetration and retention). It releases nutrients from the soil, thereby increasing the availability of macronutrients such as phosphorus (it promotes the growth of microorganisms that break down phosphates). It also improves the availability of trace elements thanks to its chelating power, particularly as regards iron, manganese, zinc and copper.

ORGANILUQ promotes root development and reduces problems caused by stress resulting from transplanting or a drop in temperature.

It is recommended for use on all types of crops, such as olive trees, fruit trees, vegetables and citrus trees.

DOSAGE AND METHOD OF USE

Apply as a foliar and root spray at the following rates:

Leaf application: It is applied as a standard foliar spray at a rate of 100–300 cm³/hL. For olive trees, the dose can be increased to 500 cm³/hL.

Application to the soil: For drip irrigation, it is recommended to apply between 50 and 150 litres per hectare over the course of the growing season, with 4 to 5 applications. Dilute in water beforehand.

PRECAUTIONS FOR USE

Do not mix with oils, sulphur, captan, copper compounds or alkaline reaction products.

When applying the product to foliage, avoid treatment while temperatures are high or in strong sunlight, as this may cause scorching at the tips of the leaves.

If mixing with other fertilisers or chelates, it is recommended that you dilute ORGANILUQ first and then add the chelate or fertiliser.

For further information, please contact our Agricultural Technical Department.

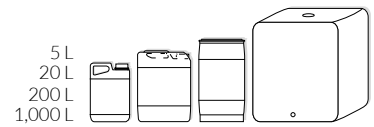


Fertiliser authorised for use in organic production in accordance with Regulation (EU) 2018/848. Complies with the UNE 142500 standard. Listed in the Fertiliser Products Register.



46 LUQSA

WINLUQ COMPLEX



COMPOSITION

- 4.3% w/w total Nitrogen (N).
 - 2.1% w/w organic nitrogen (N).
 - 2.2% w/w ureic nitrogen (N).
- 2.7% w/w Water-soluble Phosphorus Pentoxide (P_2O_5).
- 4.4% w/w Water-soluble Potassium Oxide (K_2O).
- 4.8% w/w free amino acids.
- 8.0% w/w seaweed extract (*Ascophyllum nodosum*).
 - 0.16% w/w Mannitol.

Qualitative amino acid profile: Aspartic acid (ASP), Alanine (ALA), Arginine (ARG), Cysteine (CYS), Phenylalanine (PHE), Glycine (GLY), Histidine (HIS), Isoleucine (ILE), Leucine (LEU), Methionine (MET), Proline (PRO), Serine (SER), Tyrosine (TYR), Threonine (THR), Tryptophan (TRP) and Valine (VAL).

Quantitative amino acid profile: Glutamic acid 1.66% w/w and lysine 0.65% w/w.

USES

WINLUQ-COMPLEX is a balanced blend of minerals, organic matter (14.3% w/w), amino acids and other organic compounds (algae-based biostimulants, reducing sugars, humic acids (1.5% w/w), proteins, peptides, polypeptides, growth factors, etc.). When applied to the roots, it improves root development and, as a result, promotes faster, more vigorous and balanced growth, leading to higher yields and better quality produce. It also works by improving the uptake of fertilisers through the activation of the soil's microbial flora, as well as enhancing resistance to adverse weather conditions and pest attacks. It is recommended for use on the following crops: Fruit trees, vines, olive trees, citrus trees, tropical fruit trees, forestry trees, ornamental trees, industrial trees, horticultural crops, cereals, fodder crops, pastures and crops damaged by frost, hail or phytotoxicity.

DOSAGE AND METHOD OF USE

The standard application rates range from 5 to 15 litres per hectare per application, with 4 to 5 applications recommended at the start of the growing season. If necessary, the dose may be increased to a maximum of 25 L/ha.

For vegetable crops, ornamental plants, etc., apply at a rate of 5–10 L/ha, with a minimum of five applications spaced 10–15 days apart; it is recommended to begin application immediately after transplanting.

For hydroponic crops, apply at a rate of 5 g per litre of stock solution (5 L/m³).

The product is highly concentrated, so it is recommended that you dissolve it first to make it easier to measure out.

PRECAUTIONS FOR USE

Shake the containers before use.

It is recommended that the area be watered after application to help the product penetrate down to the root zone, particularly when the product is applied by injection or into trenches.

Do not mix with products with a pH below 6. Do not mix with herbicides that are incompatible with organic matter, mineral oils, calcium nitrate, zinc nitrate or phosphoric acid.

For further information, please contact our Agricultural Technical Department.



FERTILUQ MAG BORO



COMPOSITION

- 3% w/w free amino acids.
- 3% w/w total Nitrogen (N).
 - 0.3% w/w organic nitrogen (N).
 - 2% w/w ureic nitrogen (N).
 - 1% w/w ammoniacal nitrogen (N).
- 10% w/w Water-soluble Magnesium Oxide (MgO).
- 21% water-soluble Sulphur Trioxide (SO₃).
- 4% w/w Water-soluble Boron (B).
- Qualitative and quantitative amino acid profile: 3% w/w Lysine.

USES

Thanks to its composition, FERTILUQ MAG BORO supports the physiological processes essential for flowering and fruit set. It works effectively on both arable and woody crops, particularly lucerne, citrus fruits, olive trees, beet and vines.

DOSAGE AND METHOD OF USE

Apply as a standard foliar spray at a rate of 200–400 g per 100 litres of water.

PRECAUTIONS FOR USE

It is compatible with most fertilisers and plant protection products.
 Avoid applying the product while temperatures are high.
 For further information, please contact our Agricultural Technical Department.

HAZARD CLASSIFICATION



MICRONUTRIENTES LUQSA



COMPOSITION

0.40% w/w Boron (B), water-soluble as boric acid.

0.15% w/w Water-soluble Copper (Cu) chelated with EDTA and HEEDTA.

1.50% w/w Water-soluble Iron (Fe) chelated with EDTA and HEEDTA.

1.00% w/w Water-soluble Manganese (Mn) chelated with EDTA and HEEDTA.

0.05% w/w Molybdenum (Mo), water-soluble in sodium salt form.

0.25% w/w Water-soluble Zinc (Zn) chelated with EDTA and HEEDTA.

The pH range within which good stability of the chelated fraction is guaranteed is: 4–9.

USES

MICRONUTRIENTES-LUQSA, thanks to its balanced, fully chelated formulation, is the ideal way to supply micronutrients to crops.

Micronutrients are essential for plant growth and healthy development, as they play a role in numerous enzymatic reactions (including the synthesis of chlorophyll, nucleic acids, proteins, etc.). The plant absorbs the micronutrients present in the soil solution, but in most cases these are present in the soil in insufficient quantities or in a form that cannot be taken up (soils with a basic pH).

Thanks to its stability and rapid uptake, MICRONUTRIENTES-LUQSA prevents all these deficiencies in all types of crops. Regular application therefore ensures the healthy growth and development of the treated crops, resulting in greater vigour and higher yields.

DOSAGE AND METHOD OF USE

Foliar application: Apply as a standard foliar spray at a rate of 150–200 cm³ per hectolitre of water. Depending on the severity of the deficiency, 2 to 3 spray applications are recommended, spaced 20 days apart.

Application via fertigation: Apply together with the irrigation water at a rate of 20–30 cm³ per 1,000 litres with each irrigation. Apply a total of 6–10 litres per hectare.

PRECAUTIONS FOR USE

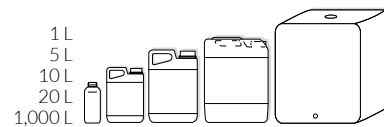
When applying the product to foliage, it is advisable to avoid times when temperatures are high and to ensure that all the foliage is thoroughly wetted.

For further information, please contact our Agricultural Technical Department.

HAZARD CLASSIFICATION



FERTILUQ TAMPÓN



COMPOSITION

4 % w/w total Nitrogen (N)
 4% w/w ureic nitrogen (N)
 25% w/w Water-soluble Phosphorus Pentoxide (P₂O₅).

USES

FERTILUQ TAMPÓN is an NP fertiliser solution, providing these two essential nutrients for plant growth. Its high phosphorus content makes it particularly suitable for promoting flowering and fruit set in all types of crops. Phosphorus is a macronutrient that plays a role in the transport, storage and transfer of energy in crops. Due to its acidity, FERTILUQ TAMPÓN can also be used to regulate the pH of alkaline water used in foliar application treatments.

DOSAGE AND METHOD OF USE

Apply as a standard foliar spray at a rate of 100 cm³ per hectolitre.

For fruit trees, apply before flowering and after fruit set. For vegetable crops, apply once four true leaves have appeared and after the first fruit set.

If you wish to make use of its pH buffering capacity, please follow these instructions:

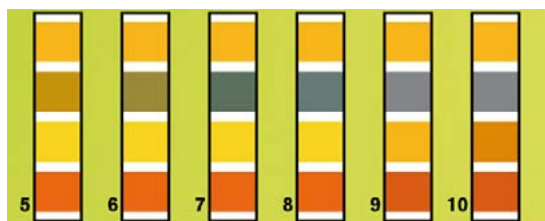
- 1) Fill the spray tank with clean water to the desired level.
- 2) Slowly add FERTILUQ TAMPÓN to the water until the pH is adjusted to between 6 and 6.5, using the doses indicated in the table below.

Table of indicative pH values obtained according to the dose of FERTILUQ TAMPÓN applied:

Water pH	DOSAGE PER 100 LITRES OF WATER		
	100 cm ³	200 cm ³	300 cm ³
7.0–7.5	5.50	4.00	3.50
7.5–8.0	5.90	4.80	3.90
8.0–8.5	6.25	5.20	4.45
8.5–9.0	6.75	5.95	5.00
9.0–9.5	7.25	6.35	5.45
9.5–10	8.00	7.00	6.00

- 3) Once the pH has been adjusted, add the remaining products to be used.

To check the effectiveness of this product, dip the pH indicator strips included in the pack into the water in the spray tank for a few seconds – once before and once after adding FERTILUQ TAMPÓN – and check the pH value obtained by comparing the colour of the strips with the colours corresponding to each pH value shown below: (The test strips are for single use only.)



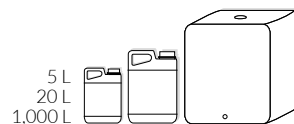
PRECAUTIONS FOR USE

As with any foliar treatment, avoid applying the product while temperatures are high or in strong sunlight. For further information, please contact our Agricultural Technical Department.

HAZARD CLASSIFICATION



50 LUQSA



COMPOSITION

20% w/w Water-soluble Potassium Oxide (K_2O).

USES

FERTILUQ K-20 provides a high level of readily available potassium and promotes the uptake of calcium and magnesium. It is fully compatible with any plant protection product, thanks to its neutral pH.

FERTILUQ K-20 is particularly suitable for the fruit-filling stages, helping to achieve larger fruit size, firmer texture and a more marketable appearance. It increases the sugar content of the fruit. It regulates transpiration, as well as the movement and distribution of nutrients and water from the leaves to the rest of the plant. FERTILUQ K-20 can be applied either as a foliar spray or to the soil. Recommended for citrus crops, stone and pome fruit trees, olive trees, arable crops, vegetables, strawberries, etc.

DOSAGE AND METHOD OF USE

For foliar application, it is recommended to apply FERTILUQ K-20 2-3 times at a rate of 3-5 litres per 1,000 litres of spray mixture per hectare.

For fertigation, apply at a rate of 15 L/ha.

To prevent the loss of vigour and water stress typically associated with the application of mineral oils, it is recommended that FERTILUQ K-20 be applied alongside summer mineral oils.

PRECAUTIONS FOR USE

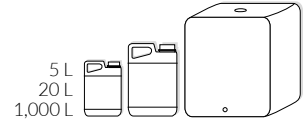
It can be mixed with any other type of fertiliser, trace elements, chelates and also any plant protection product, except those that are acid-reactive.

For further information, please contact our Agricultural Technical Department.

HAZARD CLASSIFICATION



FERTILUQ K-30



COMPOSITION

30% w/w Water-soluble Potassium Oxide (K_2O).

USES

FERTILUQ K-30 supplies potassium and corrects potassium deficiencies in all types of crops.

It is recommended that FERTILUQ K-30 be applied at times when the need for this element is greatest, such as during the fruit-filling stage (it increases fruit size, improves turgidity and raises sugar levels in the fruit).

It can be used on vegetable crops, ornamental plants, fruit trees, citrus trees, vines, olive trees and cereals.

DOSAGE AND METHOD OF USE

It is applied as a foliar spray at a rate of 150–300 cm^3/hL , depending on the severity of the deficiency and the timing of application. Depending on the circumstances, 2 or 3 applications may be necessary; it is recommended that these be started around 60 days before harvest or fruit ripening, or when a potassium deficiency is detected in the crop.

FERTILUQ K-30 can also be applied directly via fertigation as a supplement to the most suitable NPK fertiliser for each crop; it is therefore recommended to apply 10 to 20 L/ha, spread over two or three applications. It is recommended that the product be applied at a maximum pH of 7, as this helps prevent the drippers from becoming blocked and facilitates absorption by the plant.

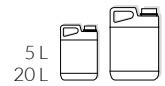
PRECAUTIONS FOR USE

It is advisable to avoid applying the product during periods of high temperatures and strong sunlight, as this may cause the tips of the leaves to burn.

For further information, please contact our Agricultural Technical Department.

HAZARD CLASSIFICATION





COMPOSITION

12% w/w total water-soluble Phosphorus Pentoxide (P_2O_5).

12% w/w Water-soluble Potassium Oxide (K_2O).

Micronutrients

0.02% w/w Boron (B), water-soluble as boric acid.

0.01% w/w Water-soluble Copper (Cu) chelated with EDTA and HEEDTA.

0.1% w/w Water-soluble Iron (Fe) chelated with EDTA and HEEDTA.

0.07% w/w Water-soluble Manganese (Mn) chelated with EDTA and HEEDTA.

0.003% w/w Molybdenum (Mo), water-soluble as sodium salt.

0.015% w/w Water-soluble Zinc (Zn) chelated with EDTA and HEEDTA.

The pH range within which good stability of the chelated fraction is guaranteed is: 4–9.

USES

FERTILUQ L 0-12-12 is a liquid foliar fertiliser characterised by a high phosphorus and potassium content, the absence of chlorine, and a balanced micronutrient content. FERTILUQ L 0-12-12 is rapidly absorbed by the plant, where it performs its nutritional function, acting as a supplement to soil fertilisation or fertigation. It is particularly recommended for use before and after flowering to improve flowering and fruit set, and subsequently to enhance fruit size and ripening.

It can be used on all types of crops, particularly those where the quality and colour of the fruit are important, such as fruit trees, citrus trees, vines, olive trees, potatoes, beetroot and fruiting vegetables.

DOSAGE AND METHOD OF USE

Foliar application: the standard application rate is 250 cm³/hL, which may be increased to 400 cm³/hL when a higher supplementary dose is required to address specific periods of imbalance or high nutritional demand.

PRECAUTIONS FOR USE

Avoid applying the treatment during the hottest part of the day, as rapid evaporation of the water hinders its absorption by the leaves.

It can be used in combination with most commonly used plant protection products.

For further information, please contact our Agricultural Technical Department.

HAZARD CLASSIFICATION



FERTILUQ L 5-15-5



COMPOSITION

5% w/w total Nitrogen (N).

2.6% w/w nitrogen (N) in the form of ammonium nitrogen.

2.4% w/w nitrogen (N) in the form of urea nitrogen.

15% w/w total water-soluble Phosphorus Pentoxide (P_2O_5) total.

15% w/w Water-soluble Potassium Oxide (K_2O).

Micronutrients

0.02% w/w Boron (B), water-soluble as boric acid.

0.01% w/w Water-soluble Copper (Cu) chelated with EDTA and HEEDTA.

0.1% w/w Water-soluble Iron (Fe) chelated with EDTA and HEEDTA.

0.07% w/w Water-soluble Manganese (Mn) chelated with EDTA and HEEDTA.

0.003% w/w Molybdenum (Mo), water-soluble as sodium salt.

0.015% w/w Water-soluble Zinc (Zn) chelated with EDTA and HEEDTA.

The pH range within which good stability of the chelated fraction is guaranteed is: 4–9.

USES

FERTILUQ L 5-15-5 is a liquid NPK foliar fertiliser characterised by a high phosphorus content, the absence of chlorine and a balanced content of trace elements.

Thanks to its carefully formulated composition, FERTILUQ L 5-15-5 is rapidly absorbed by the plant, where it performs its nutritional function, acting as a supplement to soil fertilisation or fertigation. Due to its high phosphorus content, it is particularly suitable for promoting flowering and fruit set.

It can be used on all types of crops, particularly during flowering.

DOSAGE AND METHOD OF USE

FERTILUQ L 5-15-5 can be applied to fruit, citrus, vegetable and ornamental crops.

The standard dosage is 250 cm^3/hL , and this may be increased to 400 cm^3/hL when a higher supplementary intake is required to address specific periods of imbalance or high nutritional demand.

PRECAUTIONS FOR USE

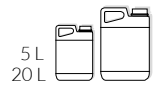
Avoid applying the treatment during the hottest part of the day, as rapid evaporation of the water hinders its absorption by the leaves.

It can be used in combination with most commonly used plant protection products.

For further information, please contact our Agricultural Technical Department.

HAZARD CLASSIFICATION





COMPOSITION

6% w/w total nitrogen (N), in the form of urea nitrogen.
6% w/w total water-soluble Phosphorus Pentoxide (P_2O_5) total.
18% w/w Water-soluble Potassium Oxide (K_2O).

Micronutrients

0.02% w/w Boron (B), water-soluble as boric acid
0.01% w/w Water-soluble Copper (Cu) chelated with EDTA and HEEDTA
0.1% w/w Water-soluble Iron (Fe) chelated with EDTA and HEEDTA
0.07% w/w Water-soluble Manganese (Mn) chelated with EDTA and HEEDTA
0.003% w/w Molybdenum (Mo), water-soluble as sodium salt
0.015% w/w Water-soluble Zinc (Zn) chelated with EDTA and HEEDTA
The pH range within which good stability of the chelated fraction is guaranteed is: 4–9

USES

It is recommended for use as a nutritional supplement to soil fertilisation in vegetable, fruit, citrus and olive crops during the crop's growth stages.

DOSAGE AND METHOD OF USE

Leaf application: Apply as a standard foliar spray at a rate of 250 cm³/hL; this may be increased to 400 cm³/hL where necessary or when a rapid result is required.

PRECAUTIONS FOR USE

Avoid applying the treatment during the hottest part of the day, as rapid evaporation of the water hinders its absorption by the leaves.

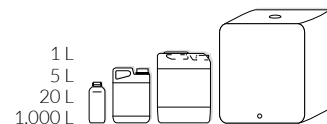
It can be used in combination with most plant protection products. Do not mix with strongly alkaline products or mineral oils.

For further information, please contact our Agricultural Technical Department.

HAZARD CLASSIFICATION



FERTILUQ L 8-8-8



COMPOSITION

8% w/w total nitrogen (N), in the form of urea nitrogen.
 8% w/w total water-soluble Phosphorus Pentoxide (P_2O_5) total.
 8% w/w Water-soluble Potassium Oxide (K_2O).

Micronutrients

0.02% w/w Boron (B), water-soluble as boric acid.
 0.01% w/w Water-soluble Copper (Cu) chelated with EDTA and HEEDTA.
 0.1% w/w Water-soluble Iron (Fe) chelated with EDTA and HEEDTA.
 0.07% w/w Water-soluble Manganese (Mn) chelated with EDTA and HEEDTA.
 0.003% w/w Molybdenum (Mo), water-soluble as sodium salt.
 0.015% w/w Water-soluble Zinc (Zn) chelated with EDTA and HEEDTA.
 The pH range within which good stability of the chelated fraction is guaranteed is: 4–9.

USES

FERTILUQ L 8-8-8 is a liquid NPK foliar fertiliser characterised by a balanced content of macronutrients, a complete supply of chelated micronutrients and the complete absence of chlorine.

FERTILUQ L 8-8-8 is characterised by its purity, high solubility and rapid uptake by plants.

It is recommended for use as a nutritional supplement to soil fertilisation in vegetable, fruit, citrus and olive crops during the crop's growth stages.

DOSAGE AND METHOD OF USE

The standard dosage is 250 cm³/hL, and this may be increased to 400 cm³/hL when a higher supplementary intake is required to address specific periods of imbalance or high nutritional demand.

PRECAUTIONS FOR USE

Avoid applying the treatment during the hottest part of the day, as rapid evaporation of the water hinders its absorption by the leaves.

It can be used in combination with most commonly used plant protection products. Do not mix with strongly alkaline products or mineral oils.

For further information, please contact our Agricultural Technical Department.

PRECAUTIONS FOR USE



FERTILUQ L 12-6-6



COMPOSITION

12% w/w total nitrogen (N), in the form of urea nitrogen.
6% w/w total water-soluble Phosphorus Pentoxide (P_2O_5) total.
6% w/w Water-soluble Potassium Oxide (K_2O).

Micronutrients

0.02% w/w Boron (B), water-soluble as boric acid.
0.01% w/w Water-soluble Copper (Cu) chelated with EDTA and HEEDTA.
0.1% w/w Water-soluble Iron (Fe) chelated with EDTA and HEEDTA.
0.07% w/w Water-soluble Manganese (Mn) chelated with EDTA and HEEDTA.
0.003% w/w Molybdenum (Mo), water-soluble as sodium salt.
0.015% w/w Water-soluble Zinc (Zn) chelated with EDTA and HEEDTA.
The pH range within which good stability of the chelated fraction is guaranteed is: 4–9.

USES

FERTILUQ L 12-6-6 is a liquid NPK foliar fertiliser characterised by a high nitrogen content, the absence of chlorine and a balanced content of micronutrients.

Thanks to its carefully formulated composition, FERTILUQ L 12-6-6 is rapidly absorbed by the plant, where it performs its nutritional function, acting as a supplement to soil fertilisation or fertigation.

DOSAGE AND METHOD OF USE

FERTILUQ L 12-6-6 can be applied to fruit, citrus, vegetable and ornamental crops.

The standard dosage is 250 cm³/hL, and this may be increased to 400 cm³/hL when a higher supplementary intake is required to address specific periods of imbalance or high nutritional demand.

Its use is particularly recommended during the early stages of growth, especially for crops with high nitrogen requirements.

PRECAUTIONS FOR USE

Avoid applying the treatment during the hottest part of the day, as rapid evaporation of the water hinders its absorption by the leaves.

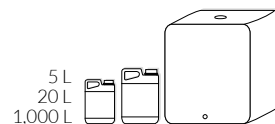
It can be used in combination with most commonly used plant protection products. Do not mix with products that have a strong alkaline reaction.

For further information, please contact our Agricultural Technical Department.

HAZARD CLASSIFICATION



KATES LUQSA



COMPOSITION

25% w/w Water-soluble Potassium Oxide (K_2O).
24% w/w Water-soluble Sulphur Trioxide (SO_3).

USES

KATES-LUQSA is a clear, chlorine- and nitrogen-free liquid solution, specially formulated for fertigation and foliar application. KATES-LUQSA supplies sulphur and calcium in the form of thiosulphate, which, thanks to its reducing power, enhances the plant's uptake of micronutrients.

DOSAGE AND METHOD OF USE

A fertiliser for foliar and root application (fertigation) on vegetable crops, citrus trees, olive trees and fruit trees.

Leaf application: Dosages ranging from 0.2% to 0.4% (200–400 cm³ per hectolitre of water).

Fertigation: Apply at a rate of 20–40 litres per hectare.

PRECAUTIONS FOR USE

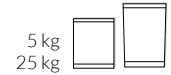
It is recommended that you apply KATES-LUQSA during the coolest part of the day.

Do not apply KATES-LUQSA to crops that are sensitive to sulphur toxicity.

Do not mix KATES-LUQSA with acidic or alkaline fertilisers.

For further information, please contact our Agricultural Technical Department.





COMPOSITION

35% w/w total phosphorus pentoxide (P_2O_5).

35% w/w total water-soluble Phosphorus Pentoxide (P_2O_5) total.

35% w/w phosphorus pentoxide (P_2O_5) soluble in neutral ammonium citrate.

35% w/w Water-soluble Potassium Oxide (K_2O).

Micronutrients

0.025% w/w Boron (B), water-soluble as boric acid.

0.01% w/w Water-soluble Copper (Cu) chelated with EDTA.

0.04% w/w Water-soluble Iron (Fe) chelated with EDTA.

0.07% w/w Water-soluble Manganese (Mn) chelated with EDTA.

0.003% w/w Molybdenum (Mo), water-soluble as sodium salt.

0.015% w/w Water-soluble Zinc (Zn) chelated with EDTA.

The pH range within which good stability of the chelated fraction is guaranteed is: 4–9.

USES

FERTILUQ S 0-35-35 is a soluble solid foliar fertiliser with a high phosphorus and potassium content, as well as chelated micronutrients. Formulated using high-purity raw materials with a high degree of solubility, FERTILUQ S 0-35-35 is characterised by its rapid and complete uptake by the plant.

It is particularly recommended for use before and after flowering to improve flowering and fruit set, and subsequently to enhance fruit size and ripening.

As a foliar fertiliser, it complements a balanced soil fertilisation regime. It can be used on all types of crops, particularly those where the quality and colour of the fruit are important, such as fruit trees, citrus trees, vines, olive trees, potatoes, beetroot and fruiting vegetables.

DOSAGE AND METHOD OF USE

Apply FERTILUQ S 0-35-35 as a foliar spray at a rate of 150–250 g/hL.

For tomatoes, apply 1–2 treatments after fruit set on each flower cluster at the recommended dose.

PRECAUTIONS FOR USE

Avoid applying the treatment during the hottest part of the day, as rapid evaporation of the water hinders its absorption by the leaves.

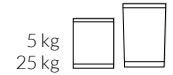
It can be used in combination with most plant protection products. Do not mix with oils or strongly alkaline products.

For further information, please contact our Agricultural Technical Department.

HAZARD CLASSIFICATION



FERTILUQ S 13-39-13



COMPOSITION

13% w/w total Nitrogen (N).

3.6% w/w nitrogen in the form of nitric nitrogen.

8.1% w/w nitrogen in the form of ammonium nitrogen.

1.3% w/w nitrogen in the form of urea nitrogen.

39% w/w total phosphorus pentoxide (P_2O_5).

37% w/w total water-soluble Phosphorus Pentoxide (P_2O_5) total.

38% w/w phosphorus pentoxide (P_2O_5) soluble in neutral ammonium citrate.

13% w/w Water-soluble Potassium Oxide (K_2O).

Micronutrients

0.025% w/w Boron (B), water-soluble as boric acid.

0.01% w/w Water-soluble Copper (Cu) chelated with EDTA.

0.04% w/w Water-soluble Iron (Fe) chelated with EDTA.

0.07% w/w Water-soluble Manganese (Mn) chelated with EDTA

0.003% w/w Molybdenum (Mo), water-soluble as sodium salt.

0.015% w/w Water-soluble Zinc (Zn) chelated with EDTA.

The pH range within which good stability of the chelated fraction is guaranteed is: 4-9.

USES

FERTILUQ S 13-39-13 is a water-soluble solid foliar fertiliser formulated with Nitrogen, Phosphorus and Potassium in a balanced 1-3-1 ratio, containing chelated micronutrients that are characterised by their high purity and rapid uptake. FERTILUQ S 13-39-13 quickly corrects any imbalances that may arise during crop fertilisation or fertigation. Due to its high phosphorus content, it is particularly suitable for promoting flowering and fruit set.

As a foliar fertiliser, it complements a balanced soil fertilisation regime. It can be used on all types of crops, particularly during flowering.

DOSAGE AND METHOD OF USE

FERTILUQ S 13-39-13 is applied as a foliar spray at a single dose of 300 g/hL; however, this dose may be increased to 500 g/hL in cases of severe phosphorus deficiency or where a rapid result is required.

PRECAUTIONS FOR USE

Avoid applying the treatment during the hottest part of the day, as rapid evaporation of the water hinders its absorption by the leaves.

It can be used in combination with most plant protection products. Do not mix with oils or strongly alkaline products.

For further information, please contact our Agricultural Technical Department.





COMPOSITION

15% w/w total Nitrogen (N).

8.5% w/w nitrogen in the form of nitric nitrogen.

5% w/w nitrogen in the form of ammonium nitrogen.

1.5% w/w nitrogen in the form of urea nitrogen.

5% w/w total phosphorus pentoxide (P_2O_5).

4.75% w/w total water-soluble Phosphorus Pentoxide (P_2O_5) total.

4.85% w/w phosphorus pentoxide (P_2O_5) soluble in neutral ammonium citrate.

30% w/w Water-soluble Potassium Oxide (K_2O).

Micronutrients

0.025% w/w Boron (B), water-soluble as boric acid.

0.01% w/w Water-soluble Copper (Cu) chelated with EDTA.

0.04% w/w Water-soluble Iron (Fe) chelated with EDTA.

0.07% w/w Water-soluble Manganese (Mn) chelated with EDTA

0.003% w/w Molybdenum (Mo), water-soluble as sodium salt.

0.015% w/w Water-soluble Zinc (Zn) chelated with EDTA.

The pH range within which good stability of the chelated fraction is guaranteed is: 4–9.

USES

FERTILUQ S 15-05-30 is a soluble solid foliar fertiliser based on nitrogen, phosphorus and potassium, balanced in a 3-1-6 formulation, as well as chelated micronutrients, which are characterised by their high purity and rapid uptake. FERTILUQ S 15-05-30 quickly corrects any imbalances that may arise during crop fertilisation or fertigation. It is particularly suitable for promoting fruit growth and ripening.

As a foliar fertiliser, it complements a balanced soil fertilisation regime. It can be used on all types of crops, particularly when the fruit is ripening.

DOSAGE AND METHOD OF USE

Apply FERTILUQ S 15-5-30 as a foliar spray at a rate of 250–300 g/hL; this may be increased to 500 g/hL on very specific occasions when deemed necessary or when a rapid result is required.

PRECAUTIONS FOR USE

Avoid applying the treatment during the hottest part of the day, as rapid evaporation of the water hinders its absorption by the leaves.

It can be used in combination with most plant protection products. Do not mix with oils or with strongly alkaline products or those containing calcium.

For further information, please contact our Agricultural Technical Department.

HAZARD CLASSIFICATION



FERTILUQ S 20-20-20



COMPOSITION

20% w/w total Nitrogen (N).

5.7% w/w nitrogen in the form of nitric nitrogen.

3.9% w/w nitrogen in the form of ammonium nitrogen.

10.4% w/w nitrogen in the form of urea nitrogen.

20% w/w total phosphorus pentoxide (P_2O_5).

19% w/w total water-soluble Phosphorus Pentoxide (P_2O_5) total.

19.5% w/w phosphorus pentoxide (P_2O_5) soluble in neutral ammonium citrate.

20% w/w Water-soluble Potassium Oxide (K_2O).

Micronutrients

0.025% w/w Boron (B), water-soluble as boric acid.

0.01% w/w Water-soluble Copper (Cu) chelated with EDTA.

0.04% w/w Water-soluble Iron (Fe) chelated with EDTA.

0.07% w/w Water-soluble Manganese (Mn) chelated with EDTA

0.003% w/w Molybdenum (Mo), water-soluble as sodium salt.

0.015% w/w Water-soluble Zinc (Zn) chelated with EDTA.

The pH range within which good stability of the chelated fraction is guaranteed is: 4–9.

USES

FERTILUQ S 20-20-20 contains high levels of nitrogen, phosphorus and potassium in a balanced ratio (1:1:1), as well as chelated micronutrients, making it a highly soluble, complete fertiliser that is fully assimilated by plants; it can therefore be applied at all growth stages of any type of crop.

DOSAGE AND METHOD OF USE

Apply as a standard foliar spray at a rate of 150–300 g per hectolitre of water, depending on the crop's stage of development and its nutritional requirements.

PRECAUTIONS FOR USE

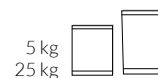
Avoid carrying out the treatment during the hottest part of the day.

It can be used in combination with most plant protection products. Do not mix with oils or with strongly alkaline products or those containing calcium.

For further information, please contact our Agricultural Technical Department.

HAZARD CLASSIFICATION





COMPOSITION

30% w/w total Nitrogen (N).

2.8% w/w nitrogen in the form of nitric nitrogen.

3% w/w nitrogen in the form of ammonium nitrogen.

24.2% w/w nitrogen in the form of urea nitrogen.

10% w/w total phosphorus pentoxide (P_2O_5).

9.5% w/w total water-soluble Phosphorus Pentoxide (P_2O_5) total.

9.8% w/w phosphorus pentoxide (P_2O_5) soluble in neutral ammonium citrate.

10% w/w Water-soluble Potassium Oxide (K_2O).

Micronutrients

0.025% w/w Boron (B), water-soluble as boric acid.

0.01% w/w Water-soluble Copper (Cu) chelated with EDTA.

0.04% w/w Water-soluble Iron (Fe) chelated with EDTA.

0.07% w/w Water-soluble Manganese (Mn) chelated with EDTA.

0.003% w/w Molybdenum (Mo), water-soluble as sodium salt.

0.015% w/w Water-soluble Zinc (Zn) chelated with EDTA.

The pH range within which good stability of the chelated fraction is guaranteed is: 4–9.

USES

FERTILUQ S 30-10-10 is a water-soluble solid foliar fertiliser formulated with Nitrogen, Phosphorus and Potassium in a balanced 3-1-1 ratio, containing chelated micronutrients that are characterised by their high purity and rapid uptake.

FERTILUQ S 30-10-10 quickly corrects any imbalances that may arise during crop fertilisation or fertigation. Due to its high nitrogen content, it is particularly suitable for stimulating budding and vegetative growth in the early stages of development.

As a foliar fertiliser, it complements a balanced soil fertilisation regime. It can be used on all types of crops and is particularly suitable during the early stages of the growing season, as well as after harvesting to aid the tree's recovery.

DOSAGE AND METHOD OF USE

The standard application rate for FERTILUQ S 30-10-10 is 300 g/hL, although this may be increased to 500 g/hL where deemed necessary or where a rapid result is required.

PRECAUTIONS FOR USE

Avoid applying the treatment during the hottest part of the day, as rapid evaporation of the water hinders its absorption by the leaves.

It can be used in combination with most plant protection products. Do not mix with oils or strongly alkaline products. Do not apply during flowering.

For further information, please contact our Agricultural Technical Department.



CLEAR LIQUID NPK FERTILISERS WITH MICRONUTRIENTS (LG)



These products provide comprehensive fertilisation throughout the various stages of crop growth via irrigation. They can be used in any localised irrigation system, as they do not cause any issues with precipitation; when used regularly, they help to remove limescale build-up from the circuits. Due to its acidic nature, FERTILUQ LG adjusts the pH of the water, typically bringing it to around 6.5, which is the optimum level for nutrient uptake.

PRODUCT FEATURES

- Due to its acidic nature, no precipitation occurs even in very hard water containing significant amounts of calcium and magnesium.
- Acidic pH <2.
- Average density \approx 1.25.
- Resistant to crystallisation when left for 24 hours at 0°C and, on occasion, at temperatures as low as -5°C.
- Never mix with neutral or alkaline products.

RATIO OF TRACE ELEMENTS

Boron (B)	200 ppm	(0.02% w/w)	in mineral form
Copper (Cu)	50 ppm	(0.005% w/w)	in the form of the chelate HEEDTA
Iron (Fe)	700 ppm	(0.07% w/w)	in the form of the chelate HEEDTA
Manganese (Mn)	500 ppm	(0.05% w/w)	in the form of the chelate HEEDTA
Molybdenum (Mo)	25 ppm	(0.0025% w/w)	in mineral form
Zinc (Zn)	100 ppm	(0.01% w/w)	in the form of the chelate HEEDTA

APPLICATION DOSAGE

The recommended application rate should be between 0.05% and 0.1%, so that the total amount of fertiliser to be used is evenly distributed throughout the total volume of irrigation water.

The recommended doses are provided as a guide and as a basis for correct fertilisation; however, as there are numerous factors that can influence this, we recommend seeking advice from our Agricultural Technical Department.

PRECAUTIONS FOR USE

The product is slightly corrosive, so it is recommended that you avoid direct contact with it, wear suitable protective clothing and gloves, and use safety goggles or a face shield to prevent splashes. Contact with the eyes or skin may cause irritation.

It is recommended that the product be stored in a dry place, protected from temperatures below -5°C, and that tanks made of stainless steel (AISI 316), glass-reinforced polyester, polyethylene or polypropylene be used. You should also avoid contact between the product and metal surfaces other than stainless steel, and use pipes, pumps and other equipment made of plastic, stainless steel, PVC, polyester, polyethylene or polypropylene.

RATINGS

PRODUCT	NITROGEN (N)				PHOSPHORUS PENTOXIDE (P ₂ O ₅)	POTASSIUM OXIDE (K ₂ O)
	AMMONIACAL	NITRIC	UREIC	TOTAL		
FERTILUQ LG 4-8-10	0.85% w/w	0.75% w/w	2.4% w/w	4% w/w	8% w/w	10% w/w
FERTILUQ LG 5-15-5	1.1% w/w	0.3% w/w	3.6% w/w	5% w/w	15% w/w	5% w/w
FERTILUQ LG 8-3-10	0.4% w/w	1% w/w	6.6% w/w	8% w/w	3% w/w	10% w/w
FERTILUQ LG 12-3-6	0.8% w/w	1.2% w/w	10.00% w/w	12% w/w	3% w/w	6% w/w
FERTILUQ LG 5-3-13	0.6% w/w	0.9% w/w	3.5% w/w	5% w/w	3% w/w	13% w/w

LUQSA can meet any formulation requirement, subject only to the limitations arising from chemical incompatibility between its components.

CLEAR LIQUID NPK (L)



These products are formulated to provide complete fertilisation for any type of irrigation system, localised or otherwise. They do not cause any problems with precipitation or the resulting blockage of circuits.

PRODUCT FEATURES

- Due to their acidic nature, they produce no precipitate of any kind, even in very hard water containing significant amounts of calcium and magnesium.
- Acidic pH < 2.
- Average density \approx 1.24
- Resistant to crystallisation when left for 24 hours at 0°C and, on occasion, at temperatures as low as -5°C.
- Never mix with neutral or alkaline products.

APPLICATION DOSAGE

The recommended application rate should be between 0.05% and 0.1%, so that the total amount of fertiliser to be used is evenly distributed throughout the total volume of irrigation water.

The recommended doses are provided as a guide and as a basis for correct fertilisation; however, as there are numerous factors that can influence this, we recommend seeking advice from our Agricultural Technical Department.

PRECAUTIONS FOR USE

The product is slightly corrosive, so it is recommended that you avoid direct contact with it, wear suitable protective clothing and gloves, and use safety goggles or a face shield to prevent splashes. Contact with the eyes or skin may cause irritation.

It is recommended that the product be stored in a dry place, protected from temperatures below -5°C, and that tanks made of stainless steel (AISI 316), glass-reinforced polyester, polyethylene or polypropylene be used. The product must not come into contact with metal surfaces other than stainless steel; pipes, pumps and other equipment must be made of plastic, stainless steel, PVC, polyester, polyethylene or polypropylene.

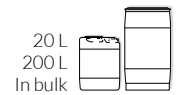
RATINGS

PRODUCT	NITROGEN (N)				PHOSPHORUS PENTOXIDE (P ₂ O ₅)	POTASSIUM OXIDE (K ₂ O)
	AMMONIACAL	NITRIC	UREIC	TOTAL		
FERTILUQ LT 4-8-10	0.9% w/w	0.8% w/w	2.3% w/w	4% w/w	8% w/w	10% w/w
FERTILUQ LT 5-15-5	1.2% w/w	0.3% w/w	3.5% w/w	5% w/w	15% w/w	5% w/w
FERTILUQ LT 8-3-10	0.4% w/w	0.95% w/w	6.65% w/w	8% w/w	3% w/w	10% w/w
FERTILUQ LT 12-3-6	0.8% w/w	1.2% w/w	10.0% w/w	12% w/w	3% w/w	6% w/w
FERTILUQ LT 5-3-13	0.6% w/w	0.9% w/w	3.5% w/w	5% w/w	3% w/w	13% w/w

LUQSA can meet any formulation requirement, subject only to the limitations arising from chemical incompatibility between its components.



NEUTRAL CLEAR LIQUID NPK (LN)



These are neutral-reacting NPK solutions. They are presented in a filtered format. They can be applied using any irrigation system; however, due to their specific formulation, it is recommended that they be applied via soil injection, pivot systems, or through fertigation using water that will not cause precipitation.

PRODUCT FEATURES

- Neutral pH: 5.0–7.0.
- Average density: 1.2–1.4.
- Never mix with acidic products or those containing calcium or magnesium.
- They allow corrective products to be added directly to the tank prior to application (LUQSAFER, LUQSAZINC-8, etc.).

APPLICATION DOSAGE

As these fertilisers are normally applied by direct injection, the dosage will vary depending on the crop, yield, age, vigour, etc.; it is recommended that the total dosage be divided into 3 or 5 applications spread throughout the growing season.

The recommended doses are provided as a guide and as a basis for correct fertilisation; however, as there are numerous factors that can influence this, we recommend seeking advice from our Agricultural Technical Department.

PRECAUTIONS FOR USE

It is recommended that the product be stored in a dry place, protected from temperatures below 0°C, and that tanks made of stainless steel (AISI 316), glass-reinforced polyester, polyethylene or polypropylene be used. You should also avoid contact with metal surfaces other than stainless steel, and use pipes, pumps and other equipment made of plastic, stainless steel, PVC, polyester, polyethylene or polypropylene.

RATINGS

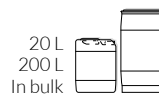
PRODUCT	NITROGEN (N)				PHOSPHORUS PENTOXIDE (P ₂ O ₅)	POTASSIUM OXIDE (K ₂ O)
	AMMONIACAL	NITRIC	UREIC	TOTAL		
FERTILUQN 2-4-12	1.0% w/w	-	1.0% w/w	2% w/w	4% w/w	12% w/w
FERTILUQN 4-4-10	1.0% w/w	-	3.0% w/w	4% w/w	4% w/w	10% w/w
FERTILUQN 8-4-10	1.4% w/w	-	6.6% w/w	8% w/w	4% w/w	10% w/w
FERTILUQN 10-6-6	1.7% w/w	-	8.3% w/w	10% w/w	6% w/w	6% w/w
FERTILUQN 10-6-10	1.7% w/w	-	8.3% w/w	10% w/w	6% w/w	10% w/w

LUQSA can meet any formulation requirement, subject only to the limitations arising from chemical incompatibility between its components.



66 LUQSA

CHLORIDE-FREE LIQUID NPK FERTILISERS (LGV)



These products provide comprehensive fertilisation throughout the various stages of crop growth via irrigation. Their main characteristic is that they contain no chlorides, or only trace amounts.

They can be used in any localised irrigation system, as they do not cause any issues with precipitation; when used regularly, they help to remove limescale build-up from the circuits. Due to its acidic nature, FERTILUQ LGV adjusts the pH of the water, typically bringing it to around 6.5, which is the optimum level for nutrient uptake.

PRODUCT FEATURES

- Due to its acidic nature, no precipitation occurs even in very hard water containing significant amounts of calcium and magnesium.
- Acidic pH <1.5.
- Average density \approx 1.2.
- Resistant to crystallisation when left for 24 hours at 0°C and, on occasion, at temperatures as low as -5°C.

APPLICATION DOSAGE

The recommended application rate should be between 0.05% and 0.1%, so that the total amount of fertiliser to be used is evenly distributed throughout the total volume of irrigation water.

The recommended doses are provided as a guide and as a basis for correct fertilisation; however, as there are numerous factors that can influence this, we recommend seeking advice from our Agricultural Technical Department.

PRECAUTIONS FOR USE

The product is slightly corrosive, so it is recommended that you avoid direct contact with it, wear suitable protective clothing and gloves, and use safety goggles or a face shield to prevent splashes. Contact with the eyes or skin may cause irritation.

It is recommended that the product be stored in a dry place, protected from temperatures below -5°C, and that tanks made of stainless steel (AISI 316), glass-reinforced polyester, polyethylene or polypropylene be used. You should also avoid contact between the product and metal surfaces other than stainless steel, and use pipes, pumps and other equipment made of plastic, stainless steel, PVC, polyester, polyethylene or polypropylene.

RATINGS

PRODUCT	NITROGEN (N)				PHOSPHORUS PENTOXIDE (P ₂ O ₅)	POTASSIUM OXIDE (K ₂ O)
	AMMONIACAL	NITRIC	UREIC	TOTAL		
FERTILUQ LGV 2.5-4-8 +1% MgO	-	2.5% w/w	-	2.5% w/w	4% w/w	8% w/w
FERTILUQ LGV 2.5-4-8 +1% CaO	-	2.5% w/w	-	2.5% w/w	4% w/w	8% w/w
FERTILUQ LGV 3-0-8	-	3.0% w/w	-	3% w/w	-	8% w/w

LUQSA can meet any formulation requirement, subject only to the limitations arising from chemical incompatibility between its components.



ADDITIONAL LIQUIDS (BINARY AND SIMPLE)



When combined, these formulations are capable of providing all the necessary N-P-K concentrations for plant nutrition.

PRODUCT FEATURES

- FERTILUQ 1.7-0-10 must not be mixed with other single-component or binary NPK fertilisers, due to the rapid crystallisation of the potassium, calcium and magnesium salts.

APPLICATION DOSAGE

The average application rate for each of these products depends on the method of application (directly onto the tree or plant, into the soil, into irrigation water or via fertigation), the size of the tree, the severity of the deficiency and the timing of application.

For further information, please contact our Agricultural Technical Department.

PRECAUTIONS FOR USE

These products are slightly corrosive, so it is advisable to avoid direct contact with them, to wear suitable protective clothing and gloves, and to use safety goggles or a face shield to prevent splashes. Contact with the eyes or skin may cause irritation.

It is recommended that the product be stored in a dry place, protected from temperatures below -5°C , and that tanks made of stainless steel (AISI 316), glass-reinforced polyester, polyethylene or polypropylene be used. Contact with metal surfaces other than stainless steel should be avoided, and pipes, pumps and other equipment made of plastic, stainless steel, PVC, polyester, polyethylene or polypropylene should be used.

RATINGS

PRODUCT	NITROGEN (N)				PHOSPHORUS PENTOXIDE (P_2O_5)	POTASSIUM OXIDE (K_2O)
	AMMONIACAL	NITRIC	UREIC	TOTAL		
PHOSPHORIC ACID	-	-	-	-	54% w/w	-
NITRIC ACID	-	13.6% w/w	-	13.6%	-	-
FERTILUQ 1.7-0-10 Potassium sulphate-nitrate	-	1.7% w/w	-	1.7% w/w	-	10% w/w
FERTILUQ 0-0-15 Potassium chloride	-	-	-	-	-	15% w/w
FERTILUQ 3-0-14	-	-	3% w/w	3% w/w	-	14% w/w
FERTILUQ 9-0-11	0.5% w/w	1% w/w	7.5% w/w	9% w/w	-	11% w/w
FERTILUQ N-18 +3 MgO	4% w/w	6% w/w	8% w/w	18% w/w	-	-
FERTILUQ N-20	10% w/w	10% w/w	-	20% w/w	-	-
FERTILUQ N-32	8% w/w	8% w/w	16% w/w	32% w/w	-	-

PRODUCT	NITROGEN (N)				CALCIUM OXIDE (CaO)	MAGNESIUM OXIDE (MgO)
	AMMONIACAL	NITRIC	UREIC	TOTAL		
FERTILUQ N-17-Ca	3.28% w/w	7.77% w/w	5.95% w/w	17% w/w	9% w/w	-
LUQSACAL	-	7.25% w/w	1.25% w/w	8.5% w/w	15% w/w	-
LUQSACAL-Mg	-	8% w/w	-	8% w/w	11% w/w	3% w/w
LUQSAMAG	-	7% w/w	-	7% w/w	-	9.5% w/w

LUQSA can meet any formulation requirement, subject only to the limitations arising from chemical incompatibility between its components.



COMPOSITION

Hexitiazox: 25.13% w/v (24.59% w/w).
Concentrated suspension (Cs).

USES

A non-systemic acaricide with contact and ingestion activity, good translaminar activity and a long-lasting residual effect. It has ovicidal, larvicidal and nymphicidal activity against numerous species of mites.

AUTHORISED USES

- **CITRUS FRUITS:** Tetranychid mites (*Tetranychidae*).
- **CUCURBITS WITH INEDIBLE SKIN:** Common spider mite (*Tetranychus spp.*)
- **POME FRUIT TREES:** Common spider mite (*Tetranychus spp.*)
- **TABLE GRAPES AND WINE GRAPES:** Common spider mite (*Tetranychus spp.*).

AUTHORISED MINOR USES (under national procedures)

- **APRICOT, PERSIMMON, CHERRY, PLUM, BLACKTHORN and NUT TREES:** Common spider mite (*Tetranychus spp.*).

DOSAGE AND METHOD OF USE

Outdoor insecticide/acaricide treatment by mechanical and manual foliar spraying.

Apply by standard foliar spraying at the onset of infestation, ensuring thorough coverage of all vegetation, particularly the undersides of the leaves. Treat eggs and larvae before they reach the adult stage. To control mites at all stages of their life cycle, it should be used in combination with an adulticide.

In **APRICOT, CHERRY, PLUM, BLACKTHORN AND NUT TREES** (minor uses), apply 160 to 300 mL of product per hectare with a spray mixture volume of 800 to 1,000 L/ha. Apply a single treatment during BBCH 00–69.

In **PERSIMMON** (minor use) apply 160 to 200 mL of product per hectare with a spray mixture volume of 800 to 1,000 L/ha. Apply a single treatment before fruit set, up to the end of flowering (BBCH 00–69).

In **CITRUS FRUITS** apply 40 to 150 mL of product per hectare with a spray mixture volume of 1,000 to 2,500 L/ha. Apply a single treatment during BBCH 00–97.

In **CUCURBITS WITH INEDIBLE SKIN** apply 60 to 150 mL of product per hectare with a spray mixture volume of 300 to 500 L/ha. Apply a single treatment during BBCH 10–89.

In **POME FRUIT TREES** apply 160 to 300 mL of product per hectare with a spray mixture volume of 800 to 1,000 L/ha. Apply a single treatment during BBCH 00–97.

In **TABLE GRAPES AND WINE GRAPES** Apply 100 to 300 mL of product per hectare with a spray mixture volume of 500 to 1,000 L/ha. Apply a single treatment during BBCH 00–97.

PRE-HARVEST INTERVAL

- **Cucurbits with inedible skin:** 3 days.
- **Citrus fruits:** 14 days.
- **Table grapes and wine grapes:** 21 days.
- **Persimmons and pome fruit trees:** 28 days.
- **Apricot, cherry, plum, blackthorn and stone fruit trees:** No pre-harvest interval is required.

PRECAUTIONS

Do not mix with pyrethroid insecticides.

HAZARD CLASSIFICATION



REGISTRY NUMBER

ES-01114



COMPOSITION

Azoxystrobin 25% w/v (250 g/L).
Contains 1,2-benzisothiazol-3(2H)-one (CAS 2634-33-5).
Concentrated suspension (Cs).

APPROVED USES AND DOSAGES

USE	AGENT	AGENT (Scientific name)	Dose (%)	No. of applications	Intervals (days)	Vol. of mixture
Scope of Application: Agrarian - User Type: Professional – Growing system: Outdoor – Application method: Standard foliar spraying using a tractor						
Barley	Powdery mildew of cereals	<i>Blumeria graminis</i>	1 L/ha	1	-	200-400 L/ha
	Brown rust of barley	<i>Puccinia hordei</i>				
	Reticular helminthosporiosis of barley	<i>Pyrenophora teres</i>				
	Rhynchosporium, cereal scald	<i>Rhynchosporium secalis</i>				
Potato	Alternaria of the Solanaceae	<i>Alternaria solani</i>	0.5 L/ha	2	14	200-1000 L/ha
Scope of Application: Agrarian - User Type: Professional – Cultivation System: Outdoor – Method of Application: Leaf spraying						
Rice	Helminthospora infection or brown spot on rice	<i>Bipolaris oryzae</i>	1 L/ha	1	-	200-400 L/ha
	Rice blast	<i>Pyricularia oryzae</i>				
Rapeseed	Alternaria spp.	<i>Alternaria spp.</i>	1 L/ha	2	10-14	200-400 L/ha
Grain pea, green pea	Pea blight	<i>Ascochyta pisi</i>	0.8 – 1 L/ha	2	10	150-800 L/ha
	Pea rust	<i>Uromyces pisi</i>				
Field beans, green broad beans, runner beans, green beans	Bean blight	<i>Ascochyta fabae</i>	0.8 – 1 L/ha	2	10	150-800 L/ha
	Bean rust	<i>Uromyces appendiculatus</i>				
Scope of Application: Agrarian - User Type: Professional - Cultivation System: Greenhouse - Method of Application: Manual with lance or gun						
Tomato	Powdery mildew, oidiopsis	<i>Leveillula taurica</i>	0.08 – 0.1%	2	10	500-1000 L/ha
Courgette, pumpkin, melon, gherkin, cucumber, watermelon	Powdery mildew, oidiopsis	<i>Leveillula taurica</i>	0.075 – 0.08%	3	10	500-1000 L/ha
Peppers*	Powdery mildew, oidiopsis	<i>Leveillula taurica</i>	0.8 – 1%	3	10-12	300-600 L/ha

* Application with backpack sprayer is also available.

MINOR USES

USE	AGENT	AGENT (Scientific name)	Dose (%)	No. of applications	Intervals (days)	Vol. of mixture
Minor use authorised under national procedures						
Scope of Application: Agrarian - User Type: Professional – Cultivation System: Outdoor – Method of Application: Standard foliar spraying using a tractor						
Wheat	Powdery mildew of cereals	<i>Blumeria graminis</i>	1 L/ha	1	-	200-400 L/ha
	Yellow wheat rust	<i>Puccinia striiformis</i>				
	Brown rust of wheat	<i>Puccinia triticina</i>				
	Septoria disease of wheat ears	<i>Parastagonospora nodorum</i>				
	Armillaria, root rot	<i>Armillaria mellea</i>				
Scope of Application: Agrarian - User Type: Professional - Cultivation System: Greenhouse - Method of Application: Manual with lance or gun						
Aubergine	Powdery mildew, oidiopsis	<i>Leveillula taurica</i>	0.08 – 0.1%	2	10	500-1000 L/ha

* CONTINUED ON NEXT PAGE

MINOR USES

USE	AGENT	AGENT (Scientific name)	Dose (%)	No. of applications	Intervals (days)	Vol. of mixture
Minor use in accordance with Article 51 of Regulation (EC) No 1107/2009.						
Scope of Application: Agrarian - User Type: Professional – Cultivation System: Outdoor – Method of Application: Leaf spraying						
Artichoke	Powdery mildew, oidiopsis	<i>Leveillula taurica</i>	0.8 – 1 L/ha	2	10	300–600 L/ha
Broccoli, cauliflower	Downy mildew of cruciferous plants	<i>Hyaloperonospora parasitica</i>	0.8 – 1 L/ha	2	10	300–600 L/ha
Persimmon	<i>Mycosphaerella</i> spp.	<i>Mycosphaerella nawae</i>	0.8 – 1 L/ha	2	13	500–1000 L/ha

APPLICATION TIME AND METHOD

- **BARLEY:** Apply during BBCH 31–69 (from the first node, at least 1 cm above the tillering node, until the end of flowering: all spikelets have finished flowering, but some dried anthers may still remain).
- **POTATO:** Apply during BBCH 51–85.
- **WHEAT:** Includes emmer wheat. Apply during BBCH 31–69 (from the first node, at least 1 cm above the tillering node, until the end of flowering: all spikelets have finished flowering, but some dried anthers may still remain).
- **AUBERGINE:** Apply during BBCH 51–89 (from the appearance of the first visible inflorescence (first erect bud) until full maturity: the fruits have the typical colour of the ripe stage).
- **COURGETTE, PUMPKIN, MELON, GHERKIN, CUCUMBER, WATERMELON:** Maximum dose of 0.8 L/ha. Apply during BBCH 51–89 (when the first flower with an elongated petiole is visible on the main stem) until full maturity: the fruits have the typical colour of the ripe stage.
- **PEPPER:** apply during BBCH 51–89.
- **TOMATO:** Maximum dose of 1 L/ha. Apply during BBCH 51–89 (when the first flower with an elongated petiole is visible on the main stem) until full maturity: the fruits have the typical colour of the ripe stage.
- **ARTICHOKE:** Apply during BBCH 41–55.
- **RICE:** Apply during BBCH 43–87 (from the semi-swollen stage: the flag leaf sheath, 5–10 cm beyond the penultimate leaf sheath, to the hard-dough stage: solid grain contents; a thumbnail indentation remains).
- **BROCCOLI, CAULIFLOWER:** Apply during BBCH 41–48.
- **PERSIMMON:** Apply during BBCH 60–69.
- **RAPESEED:** Apply during BBCH 60–67.
- **GRAIN PEAS, GREEN PEAS:** Apply during BBCH 17–72.
- **FIELD BEANS, GREEN BROAD BEANS, RUNNER BEANS, GREEN BEANS:** Apply during BBCH 20–79.

PRE-HARVEST INTERVAL

Courgette, gherkin, cucumber: 1 day.

Broccoli, cauliflower, green pea, green broad bean, green bean: 14 days.

Rapeseed: 21 days.

Rice: 28 days.

Aubergine, pumpkin, melon, pepper, watermelon, tomato: 3 days.

Barley, grain peas, field beans, runner beans, wheat: 35 days.

Artichoke, potato: 7 days.

Persimmon: Not applicable.

PRECAUTIONS

Fungicide treatments in open fields and greenhouses using mechanical foliar spraying.

Apply as a preventative measure or at the first sign of symptoms.

A difference in the flavour of the refined oil from the rapeseed crop to which the product was applied may be noticeable.

HAZARD CLASSIFICATION



REGISTRY NUMBER

ES-00266

CAPTAN SPARROW

3 kg 

COMPOSITION

Captan 80% w/w (800 g/kg).
Water dispersible granules (WG)

USES

CAPTAN SPARROW is a broad-spectrum fungicide in the form of water-dispersible granules, with both preventative properties and the ability to promote healing of hail damage. Its active ingredient, captan, belongs to the group of multi-site inhibitors.

APPROVED USES, DOSAGE AND PRE-HARVEST INTERVAL

CROP	PEST/EFFECT	RATE kg/ha	APPLICATION TIME AND METHOD	PHI (Days)
Apricot tree, Plum tree	Peach leaf curl, <i>Taphrina deformans</i> , Cylindrosporiosis, cherry anthracnose, <i>Blumeriella jaapii</i> , Almond canker, <i>Diaporthe amygdali</i> , <i>Wilsonomyces carpophilus</i> , Monilia, <i>Monilinia</i> spp. Peach scab, <i>Venturia carpophila</i> Wound healing	2.7	Minor use in accordance with the national crop hierarchy. Dosage: 0.15-0.25%. From the end of flowering. Apply a single treatment using a spray mixture volume of 1080-1800 L/ha.	21
Cherry tree	Peach leaf curl, <i>Taphrina deformans</i> , Almond canker, <i>Diaporthe amygdali</i> , Peach scab, <i>Venturia carpophila</i> , Cylindrosporiosis, cherry anthracnose, <i>Blumeriella jaapii</i> , Monilia, <i>Monilinia</i> spp. Wound healing <i>Wilsonomyces carpophilus</i>	2.25	Minor use in accordance with the national crop hierarchy. Dosage: 0.15-0.25%. From the end of flowering Apply a single treatment using a spray mixture volume of 900-1,500 L/ha.	21
Strawberry bed	Anthrachnose of strawberries, <i>Colletotrichum acutatum</i> , <i>Botrytis</i> spp. Strawberry powdery mildew, <i>Podosphaera aphanis</i>	1.8	Outdoor and greenhouse. Dosage: 0.15-0.25%. From the end of leaf development. Apply a maximum of two treatments, leaving a minimum interval of seven days between applications, using a spray mixture volume of 720-1200 L/ha.	14
Pome fruit trees	Gloeosporiosis, apple anthracnose, <i>Neofabraea vagabunda</i> , Pome canker, <i>Diplodia seriata</i> , Monilia, <i>Monilinia</i> spp. Apple scab, <i>Venturia inaequalis</i> , Brown spot, <i>Stemphylium vesicarium</i> , Wound healing, Pear scab, <i>Venturia pyrina</i>	2	Dosage: 0.15-0.25%. From the end of flowering Apply a single treatment using a spray mixture volume of 800-1333 L/ha.	28
Peach tree	Peach leaf curl, <i>Taphrina deformans</i> Cylindrosporiosis, cherry anthracnose, <i>Blumeriella jaapii</i> , Almond canker, <i>Diaporthe amygdali</i> <i>Wilsonomyces carpophilus</i> Monilia, <i>Monilinia</i> spp. Peach scab, <i>Venturia carpophila</i> Wound healing	2.7	Dosage: 0.15-0.25%. From the end of flowering. Apply a single treatment using a spray mixture volume of 1080-1800 L/ha.	21
Tomato	<i>Alternaria</i> of the Solanaceae, <i>Alternaria solani</i> , Anthrachnose, <i>Colletotrichum gloeosporioides</i> , <i>Botrytis</i> spp. Potato and tomato mildew, <i>Phytophthora infestans</i>	2.25	Dosage: 0.15-0.25%. From the formation of lateral shoots (BBCH 21). Apply a maximum of 4 times at 7-day intervals, using a spray mixture volume of 900-1,500 L/ha.	21

PRECAUTIONS

The preparation shall not be used in combination with other products.

The following conditions apply to the use of the product outdoors:

The product may only be used outside the flowering period of the crops and when there are no flowering weeds in the rows of the treated crops.

In the case of applications on fruit trees, pesticide application equipment shall be used that improves the precision and accuracy of the application (e.g. emission shields, shielded sprayers, boom sprayers with hoods, tunnel sprayers or sensor-controlled sprayers) and which achieve an average reduction in exposure of at least 61% of the plant protection product applied (per hectare), and a minimum reduction in the loss of plant protection products to the soil of 20% (while maintaining the application rate on the target surfaces), compared with applications using conventional equipment and application practices.

HAZARD CLASSIFICATION



72 LUQSA

REGISTRY NUMBER

ES-01158



COMPOSITION

Kresoxim Methyl 50% w/w
Water dispersible granules (WG)

AUTHORISED USES

- **APPLE TREE:** Apple scab (*Venturia inaequalis*) and Apple powdery mildew (*Podosphaera leucotricha*).
- **OLIVE TREE:** Olive leaf spot (*Venturia oleaginea*).
- **PEAR TREE:** Pear scab (*Venturia pyrina*) and Stemphylium blight (*Stemphylium vesicarium*).
- **VINES:** Powdery mildew of grapevine (*Erysiphe necator*) and Black rot (*Phyllosticta ampellicida*).

DOSAGE, ADMINISTRATION AND TIMING

Outdoor fungicide treatment via mechanical and manual foliar spraying.

- **APPLE TREE:** apply at a rate of 0.2 kg/ha with a spray mixture volume of 800–1,000 L/ha. Apply a maximum of 3 times, leaving at least 14 days between applications. Apply the first treatment at BBCH 57.
- **OLIVE TREE:** apply at a rate of 0.2 kg/ha with a spray mixture volume of 500–1,000 L/ha. Apply a maximum of 2 times, leaving at least 14 days between applications. Apply the first treatment at BBCH 50–55.
- **PEAR TREE:** apply at a rate of 0.2 kg/ha with a spray mixture volume of 800–1,000 L/ha. Apply a maximum of 3 times, leaving at least 14 days between applications. Apply the first treatment at BBCH 57.
- **VINES:** apply at a rate of 0.3 kg/ha with a spray mixture volume of 300–1,000 L/ha. Apply a maximum of 2 treatments against powdery mildew and 3 treatments against black rot, with a minimum interval of 14 days. Apply during BBCH 19–81. First application upon the onset of the first symptoms.

AUTHORISED MINOR USES

QUINCE (Minor use authorised under national procedures): Pear scab (*Venturia pyrina*) and Apple powdery mildew (*Podosphaera leucotricha*). Apply at a rate of 0.2 kg/ha using a spray mixture volume of 800–1,000 L/ha. Apply a maximum of 3 times, leaving at least 14 days between applications. Apply the first treatment at BBCH 57.

PRE-HARVEST INTERVAL

A minimum of the following time must elapse between the last treatment and harvesting:

- **Apple, Quince, Pear and Vine:** 35 days.
- **OLIVE TREE:** No pre-harvest interval is required.

PRECAUTIONS

Repeated use of the product should be avoided.

Alternate the product with fungicides that have different modes of action.

Apply the product as a preventative measure (it should be used in the early stages of the disease)

Supplement with non-chemical methods.

Do not exceed the following doses when using this product, or any other product containing kresoxim-methyl:

- For APPLE AND PEAR trees: a maximum of 4 applications of Qol fungicides (mitochondrial respiration inhibitors) may be used where 12 or more applications are carried out per crop. It is preferable to apply no more than two consecutive sprays of Qol fungicide. Where crop yield is adversely affected, fungicides containing Qol should be applied in mixtures, alternating with fungicides from a different group.
- For VINES, carry out a maximum of two treatments per year using Qol products.
- For OLIVE TREES, apply a maximum of 3 treatments per year.

HAZARD CLASSIFICATION

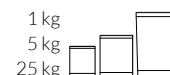


REGISTRY NUMBER

ES-00855

LUQSAZUFRE

Suitable for organic production



COMPOSITION

Sulphur 80% w/w (800 g/kg).
Water dispersible granules (WG).

USES

LUQSAZUFRE is a sulphur-based preventive fungicide particularly effective against all types of powdery mildew, with a strong effect against mites. Approved for use outdoors and in greenhouses. Apply as a standard spray, adjusting the dosage according to ambient temperature, the time of year, the crop, etc.

For professional use on outdoor crops, apply the product using a tractor or manually with a backpack sprayer or a spray lance/gun. For greenhouse crops, apply using a backpack sprayer or a spray lance/gun.

APPROVED USES, DOSAGE AND PRE-HARVEST INTERVAL

USE	AGENT	*DOSAGE %	NO. OF APPLICATIONS (INTERVAL IN DAYS)	VOLUME OF SPRAY MIXTURE (L/ha)	TIME OF APPLICATION
Ornamental shrubs and small trees	Powdery mildews, <i>Erysiphaceae</i> . Common spider mite <i>Tetranychus spp.</i>	0.25-0.75	1-8 (7 days)	500-1,000	Apply from the development of the sixth leaf until the end of floral organ formation (BBCH 16-59)
Vegetable bulbs	Powdery mildews, <i>Erysiphaceae</i> . Eriophyid mites, <i>Eriophyidae</i> . Common spider mite, <i>Tetranychus spp.</i>	0.25-0.75	1-8 (7 days)	500-1,000	Apply once the 6th leaf is clearly visible (>3 cm), stopping when the foliage begins to droop (BBCH 16-47)
Winter/spring cereals	Powdery mildew of cereals, <i>Blumeria graminis</i>	0.25-0.6	1-2 (14 days)	600-833	Apply once the first node is 1 cm above the tillering node, stopping at the end of the stem elongation stage (BBCH 31-59)
Cucurbits	Powdery mildew, <i>Golovinomyces cichoracearum</i> . Eriophyid mites, <i>Eriophyidae</i> . Common spider mite, <i>Tetranychus spp.</i>	0.25-0.75	1-8 (7 days)	500-1,000	(edible and inedible skin; outdoor and greenhouse) Apply as of the emergence of the third true leaf on the main stem, stopping when 50% of the fruit has reached its typical colour at full maturity (BBCH 13-87).
Strawberry bed	Strawberry powdery mildew, <i>Podosphaera aphanis</i>	0.25-0.75	1-8 (10 days)	500-1,000	Apply from the first flower buds appearing (still closed) until the main harvest (BBCH 57-87)
Stone fruit trees	<i>Podosphaera spp.</i> Eriophyid mites, <i>Eriophyidae</i> . Common spider mite, <i>Tetranychus spp.</i>	0.25-0.7	1-8 (10 days)	500-1,200	Apply from the stage when the sepals are open, the tips of the petals are visible, and the flowers are single with white or pink petals, until winter dormancy (BBCH 57-97)
Pome fruit trees	Apple powdery mildew, <i>Podosphaera leucotricha</i> . Eriophyid mites, <i>Eriophyidae</i> . Common spider mite, <i>Tetranychus spp.</i>	0.25-0.7	1-8 (7 days)	500-1,200	Apply from the red bud stage until late maturity (BBCH 57-85)
Protein pea / forage pea, green peas and grain peas	Powdery mildew, Eriophyid mites, <i>Eriophyidae</i> . Common spider mite, <i>Tetranychus spp.</i>	0.25-0.75	1-8 (7 days)	500-1,000	Apply once there are 9 or more visibly elongated internodes, stopping when 50% of the pods are ripe and the seeds have reached their final colour, and are dry and hard (BBCH 39-85)
Field, green and fodder broad beans	<i>Erysiphe spp.</i> Eriophyid mites, <i>Eriophyidae</i> . Common spider mite, <i>Tetranychus spp.</i>	0.25-0.75	1-8 (7 days)	500-1,000	Apply from the end of lateral shoot formation until 50% of the pods are ripe (BBCH 39-85)
Leafy vegetables (lettuce, spinach)	Powdery mildew, <i>Golovinomyces cichoracearum</i> . Eriophyid mites, <i>Eriophyidae</i> . Common spider mite, <i>Tetranychus spp.</i>	0.25-0.6 ⁽¹⁾	1-8 (7 days)	500-666 (tractor) 500-666 (manual)	⁽¹⁾ For manual application (backpack sprayer/lance/spray gun), apply at a rate of 0.25-0.4%. Apply at stage BBCH 13-85
Vegetables of the genus Brassica	Powdery mildew of cruciferous plants, <i>Erysiphe cruciferarum</i> . Eriophyid mites, <i>Eriophyidae</i> . Common spider mite, <i>Tetranychus spp.</i>	0.25-0.6 ⁽¹⁾	1-8 (7 days)	500-666 (tractor) 500-1,000 (manual)	⁽¹⁾ For manual application (backpack sprayer/lance/spray gun), apply at a rate of 0.25-0.4%. Apply at stage BBCH 13-85.

* CONTINUED ON NEXT PAGE

USE	AGENT	*DOSAGE %	No. of applications (interval in days)	VOLUME OF SPRAY MIXTURE (L/HA)	TIME OF APPLICATION
Runner beans, green beans and fodder beans	<i>Erysiphe</i> spp. Eriophyid mites, <i>Eriophyidae</i> . Common spider mite, <i>Tetranychus</i> spp.	0.25-0.75	1-8 (7 days)	500-1,000	Apply from the end of lateral shoot formation until 50% of the pods are ripe (BBCH 39-85)
Hops	Hop powdery mildew, <i>Podosphaera macularis</i> . Common spider mite <i>Tetranychus</i> spp.	0.25-0.75	1-8 (7 days)	1,000-1600	Apply from the third pair of fully expanded leaves until the floral organ appears (BBCH 13-49)
Olive trees	Sooty mold, <i>Capnodium elaeophilum</i>	0.25-0.75	1-3 (7 days)	500-1333	Apply once the fruit is around 10% of its final size, stopping when the fruit loses its firmness and begins to fall (BBCH 71-92)
Tropical and subtropical plantations	Powdery mildews, <i>Erysiphaceae</i> . Eriophyid mites, <i>Eriophyidae</i> . Common spider mite, <i>Tetranychus</i> spp.	0.25-0.7	1-8 (7 days)	500-1143	Apply the product once the first petals appear, stopping when leaf fall ends or winter or vegetative dormancy begins (BBCH 57-97)
Roots and tubers (excluding sugar beet, table beet, fodder beet and potatoes)	Carrot powdery mildew, <i>Erysiphe heraclei</i> . Eriophyid mites, <i>Eriophyidae</i> . Common spider mite, <i>Tetranychus</i> spp.	0.25-0.75	1-8 (7 days)	500-1,000	Apply once the third true leaf has unfolded, stopping when 50% of the fruit is ripe (BBCH 13-87)
Sugar beet, table beet and fodder beet	Beet powdery mildew, <i>Erysiphe betae</i>	0.25-1.25	1-2 (14 days)	600-1,000	Apply from the end of ground cover, stopping when the root has reached harvest size (BBCH 39-49)
Tomato	Tomato powdery mildew, <i>Oidium neolycopersic</i> . Eriophyid mites, <i>Eriophyidae</i> . Common spider mite, <i>Tetranychus</i> spp.	0.25-0.75	1-8 (7 days)	500-1,000	Apply once the third true leaf on the main stem has unfolded, stopping when 70% of the fruit has reached its typical colour at maturity (BBCH 13-87)
Vines	Grapevine powdery mildew, <i>Erysiphe necator</i> . Eriophyid mites, <i>Eriophyidae</i> . Common spider mite, <i>Tetranychus</i> spp.	0.25-0.8	1-8 (10 days)	500-1,500	Apply from the emergence of the third leaf, stopping when the fruit begins to ripen (BBCH 13-81)

*** Maximum product dose per application:**

- 7.5 kg/ha on shrubs and small ornamental trees, cucurbits, strawberries, protein/forage peas, green peas, grain peas, vegetable bulbs, field beans, green broad beans, fodder broad beans, grain beans, green beans, fodder beans, roots and tubers (except potatoes), sugar beet, table beet and forage beet, tomatoes.
- 5 kg/ha for winter/spring cereals.
- 4 kg/ha of leafy vegetables of the Brassica genus.
- 8 kg/ha for stone and pome fruit trees.
- 7.8 kg/ha for tropical and subtropical plants.
- 12 kg/ha for hops and vines.
- 10 kg/ha for olive trees.

PRE-HARVEST INTERVAL

No pre-harvest interval is required.

PRECAUTIONS

Do not carry out the treatment at excessively high temperatures.
No treatments with mineral oils should be carried out during the 21 days before or after the sulphur treatment.
Do not mix with oils, alkaline-reacting products or EC formulations.
The risks of adverse effects occurring in certain susceptible varieties of fruit trees, strawberries and vines should be noted. For some varieties of sensitive fruit trees, carry out a separate trial first. Do not apply to crops whose fruit is intended for preserving.

REGISTRY NUMBER

24,412



A plant protection product authorised for use in organic production in accordance with Regulation (EU) 2018/848. Complies with the UNE 315500 standard.

TETRALUQ

1 L 

COMPOSITION

Tetraconazole 12.5% w/v (125 g/L).
Microemulsion (ME).

USES

TETRALUQ is a systemic fungicide with both preventive and curative action, specifically effective against powdery mildew, Oidiopsis and scab, and is authorised for professional use on outdoor crops, as well as strawberries and cucumbers grown in greenhouses. It is also approved for amateur use, in outdoor cultivation only.

APPROVED USES, DOSAGE AND PRE-HARVEST INTERVAL

USE	AGENT	DOSAGE	NO. OF APPLICATIONS	INTERVALS	PHI
Artichoke	Powdery mildew, <i>Golovinomyces cichoracearum</i>	0.02 - 0.04%	3	7-14	7
	Powdery mildew, Oidiopsis, <i>Leveillula taurica</i>				
Ornamental shrubs and small trees	Powdery mildews, <i>Erysiphaceae</i>	0.02 - 0.04%	3	7-14	N/A
Barley	Powdery mildew of cereals, <i>Blumeria graminis</i> , Septoria disease of wheat ears, <i>Parastagonospora nodorum</i> Wheat septoria, <i>Zymoseptoria tritici</i>	0.6 - 0.9 L/ha	1		N/A
	Yellow wheat rust, <i>Puccinia striiformis</i> Brown rust of barley, <i>Puccinia hordei</i>	0.9 - 1 L/ha			
Rye	Powdery mildew of cereals, <i>Blumeria graminis</i> , Septoria disease of wheat ears, <i>Parastagonospora nodorum</i> Wheat septoria, <i>Zymoseptoria tritici</i>	0.6 - 0.9 L/ha	1		N/A
Conifers	Powdery mildews, <i>Erysiphaceae</i>	0.02 - 0.04%	3	7-14	N/A
Cucurbits with edible skin	Powdery mildew of cucurbits, <i>Podosphaera xanthii</i>	0.02 - 0.04%	3	7-12	3
Cucurbits with inedible skin	Powdery mildew of cucurbits, <i>Podosphaera xanthii</i>	0.02 - 0.04%	3	7-12	7
Strawberry bed	Strawberry powdery mildew, <i>Podosphaera aphanis</i>	0.02 - 0.04%	3	7-14	1
Broadleaf	Powdery mildews, <i>Erysiphaceae</i>	0.02 - 0.04%	3	7-14	N/A
Apple trees	Apple powdery mildew, <i>Podosphaera leucotricha</i>	0.02 - 0.03%	3	14	14
	Apple scab, <i>Venturia inaequalis</i>	0.035 - 0.04%			
Herbaceous ornamental plants, Palms, Date palm	Powdery mildews, <i>Erysiphaceae</i>	0.02 - 0.04%	3	7-14	N/A
Pear tree	Pear scab, <i>Venturia pyrina</i>	0.035 - 0.04%	3	14	14
Sugar beet	Cercosporiosis of beetroot, <i>Cercospora beticola</i> , Beet powdery mildew, <i>Erysiphe betae</i>	0.4 - 0.8 L/ha	1		21
Tomato	Powdery mildew, Oidiopsis, <i>Leveillula taurica</i>	0.025 - 0.04%	3	8-12	3
	Cladosporiosis of the tomato, <i>Fulvia fulva</i>	0.04 - 0.06%			

* CONTINUED ON NEXT PAGE

USE	AGENT	DOSAGE	NO. OF APPLICATIONS	INTERVALS	PHI
Wheat	Powdery mildew of cereals, <i>Blumeria graminis</i> , Septoria disease of wheat ears, <i>Parastagonospora nodorum</i> Wheat septoria, <i>Zymoseptoria tritici</i>	0.6 – 0.9 L/ha	1		N/A
	Yellow wheat rust, <i>Puccinia striiformis</i> , Brown rust of wheat, <i>Puccinia triticina</i>	0.9 -1 L/ha			
Triticale	Powdery mildew of cereals, <i>Blumeria graminis</i>	0.6 – 0.9 L/ha	1		N/A
	Yellow wheat rust, <i>Puccinia striiformis</i> , Brown wheat rust, <i>Puccinia triticina</i>	0.9 -1 L/ha			
Vines	Powdery mildew of grapevine, <i>Erysiphe necator</i>	0.02 – 0.03%	2	14	30

NA: Not applicable

MINOR USES

USE	AGENT	DOSAGE	NO. OF APPLICATIONS	INTERVALS	PHI
Persimmon	Powdery mildews, <i>Erysiphaceae</i>	0.02 – 0.03%	3	14	14
Quince tree	Apple powdery mildew, <i>Podosphaera leucotricha</i>	0.02 – 0.03%	3	14	14
Medlar, Japanese medlar	Apple scab, <i>Venturia inaequalis</i>	0.035 – 0.04%	3	14	14

For **artichokes**, apply by standard tractor spraying from leaf development, stopping when the flower buds appear. Maximum dose of 0.32 L/ha. In **shrubs and small ornamental trees** apply using standard spray application with a lance (professional use) or a standard backpack sprayer (amateur use) from the onset of infestation. Maximum dose: 0.4 L/ha. For **persimmon**, apply by standard tractor spraying from the red bud stage (flower petals elongating; sepals slightly open; petals just visible), stopping when advanced ripeness (increase in the intensity of the typical varietal colour) is observed. Maximum dose: 0.24 L/ha. For **barley**, apply by standard tractor spraying from BBCH 25 (5 visible tillers or shoots) to BBCH 51 (start of heading). Use 200–600 litres of mixture per hectare. For **rye**, apply by standard tractor spraying from BBCH 40 (swelling of panicles or ears) to BBCH 69 (end of flowering). Use 200–600 litres of mixture per hectare. For **conifers**, apply by standard spray application using a lance (professional use) or by standard spray application using a backpack sprayer (amateur use) from the onset of infestation. Maximum dose: 0.4 L/ha. For **cucurbits** with edible skin (outdoors only, except for cucumbers, which can also be applied in greenhouses) and cucurbits with inedible skin (outdoors only): Apply by standard tractor spraying from the start of flowering, stopping at the point of full ripeness. Maximum dose: 0.4 L/ha. In **strawberry** (greenhouse only) Apply by hand spraying with a lance once the first flowers open, stopping at the point of the second harvest. Maximum dose: 0.4 L/ha. For **broadleaves**, apply using standard spray application with a lance (professional use) or a standard backpack sprayer (amateur use) from the onset of infestation. Maximum dose: 0.4 L/ha. For **apple and pear trees**, apply by standard tractor spraying from the onset of infestation. Maximum dose: 0.24 L/ha. For **quince, loquat and Japanese loquat**, apply by standard tractor spraying from the red bud stage (flower petals elongating; sepals slightly open; petals just visible) stopping when advanced ripeness (increase in intensity of the typical varietal colour) is observed. Maximum dose: 0.24 L/ha. For **herbaceous ornamentals, palms and date palms**, apply using standard spray application with a lance (professional use) or a standard backpack sprayer (amateur use) from the onset of infestation. Maximum dose: 0.4 L/ha. For **beet**, apply by standard tractor spraying once the root has reached harvest size. Use 400–600 litres of mixture per hectare. The foliage must not be used for animal feed. In **tomato (outdoors only)**: Apply by standard tractor spraying from the start of flowering, stopping at the point of full ripeness. Maximum dose: 0.6 L/ha. For **wheat and triticale**, apply by standard tractor spraying once the panicles or ears start to swell, stopping when flowering ends. Use 200–600 litres of mixture per hectare. For **vines**, apply by standard tractor-mounted or manually with a lance, from leaf emergence through to ripening. Maximum dose of 0.24 L/ha.

PRECAUTIONS

- Ensure you are properly protected during the preparation of the mixture, loading, application of the product and cleaning of the equipment, by using the personal protective equipment specified in the mitigation measures.
- Before mixing, check for physical compatibility and consult the Technical Services department.


HAZARD CLASSIFICATION



REGISTRY NUMBER

23,636

THUNDERLUQ®

5 kg 

COMPOSITION

Fosetyl-aluminium 80% w/w (800 g/kg).
Water dispersible granules (WG).

USES

THUNDERLUQ® is a systemic fungicide based on phosphonates. The active ingredient Fosetyl-AI is known for its ability to stimulate plants' natural defence mechanisms. Fosetyl-AI has systemic properties, making it ideal for application during active growth periods. It acts primarily as a preventative measure and can be used as part of a programme involving a contact fungicide.

APPROVED USES, DOSAGE AND PRE-HARVEST INTERVAL

USE	PEST	DOSAGE	NO. OF APPLICATIONS
Citrus fruit trees ⁽¹⁾	<i>Phytophthora</i> (Watery rot and infectious gummosis or neck rot)	6 kg/ha	4
Vines ⁽²⁾ Table grapes and wine-making	Downy mildew	2.5 kg/ha	6

(1) Apply when the leaves reach their final size (BBCH 19). Apply up to 4 foliar treatments (2 in spring and 2 in autumn), with a minimum interval of 20 days between applications and a spray mixture volume of 1,000 to 2,000 L/ha.

(2) Apply before flowering, up to 28 days before harvest. Initial application is possible at BBCH 10 (as of leaf development), with a minimum interval of 10 days if disease pressure is high, or 12–14 days if pressure is low or moderate. Use 200 to 1,000 litres of mixture per hectare.

PRE-HARVEST INTERVAL

Citrus fruits: 14 days.
Vines, table grapes and wine-making: 28 days.

PRECAUTIONS

Apply as a foliar spray on a windless day. Please contact UPL Technical Support if you have any queries regarding mixtures or the order in which products should be added to the tank. Do not mix with nitrogen-containing foliar fertilisers or copper-based fungicides.

HAZARD CLASSIFICATION



REGISTRY NUMBER:

ES-00504



COMPOSITION

Copper oxychloride 37.5% w/w.
Water dispersible granules (WG).

USES

Wall® is a copper-based fungicide with preventive action for the treatment of downy mildew, bacterial blight, anthracnose, scab, moniliosis and other fungal diseases.

APPROVED USES, DOSAGE, DIRECTIONS FOR USE AND PRE-HARVEST INTERVAL

USE	DISEASE	DOSAGE	MAX. NO. APPLIC.	INTERVAL	VOL. MIXTURE L/ha	CONDITIONS	PHI
Garlic	Onion mildew, <i>Peronospora destructor</i>	0.25 – 0.45%	Max. 4	7	555–1000 L/ha	Apply from BBCH 10 (advanced whip stage: the cotyledon starts to shed) to BBCH 49 (dead leaves, bulb completely dry; dormancy) using standard tractor-mounted spraying, or manually with a lance or backpack sprayer. Dosage per application: 2.5–3 kg/ha. Do not exceed the maximum dose of 10.6 kg/ha per year.	3
Apricot tree	Peach leaf curl, <i>Taphrina deformans</i> , Bacterial disease, <i>Wilsonomyces carpophilus</i> , <i>Monilia</i> , <i>Monilinia</i> spp. Peach scab, <i>Venturia carpophila</i>	0.2 – 0.4%	Max. 2	14	500–1000 L/ha	Apply as of leaf fall, stopping upon commencement of bud break or the appearance of pink buds (autumn-winter treatments), via standard spraying with a tractor, or manually with a backpack sprayer or a lance. Dosage per application: 2–4 kg/ha Do not exceed the maximum dose of 4 kg/ha per year.	N/A
Artichoke	Artichoke alternariosis, Bacteriosis, Lettuce downy mildew, <i>Bremia lactucae</i> , <i>Colletotrichum</i> spp.	0.25 – 0.45%	Max. 4	7	1,000 L/ha	Apply from BBCH 10 (cotyledons fully expanded) to BBCH 49 (head size, shape and firmness typical) using standard tractor-mounted spraying, manually with a lance or a backpack sprayer. Dosage per application: 2.5–3 kg/ha. Maximum dose: 10.6 kg/ha per year. Effective against anthracnose (<i>Colletotrichum</i> spp.). Apply from BBCH 10 (cotyledons fully expanded) to BBCH 49 (head size, shape and firmness typical) using standard tractor-mounted spraying, manually with a lance or a backpack sprayer. Dosage per application: 2.5–3 kg/ha. Maximum dose: 10.6 kg/ha per year.	3
Almond tree	Peach leaf curl, <i>Taphrina deformans</i> , <i>Wilsonomyces carpophilus</i> , <i>Monilia</i> , <i>Monilinia</i> spp.	0.2 – 0.4%	Max. 2	14	500–1000 L/ha	Apply as of leaf fall, stopping upon commencement of bud break or the appearance of pink buds (autumn-winter treatments) using standard spraying with a tractor or manually with a lance, spray gun or backpack sprayer. Dosage per application: 2–4 kg/ha. Do not exceed the maximum dose of 4 kg/ha per year.	N/A

* CONTINUED ON NEXT PAGE

USE	DISEASE	DOSAGE	MAX. NO. APPLIC.	INTERVAL	VOL. MIXTURE L/ha	CONDITIONS	PHI
Ornamental shrubs and small trees	Peronosporaceae	0.2 – 0.25%	Max. 2	20	1,000 L/ha	(Outdoors and in a greenhouse): Against downy mildew of the Peronosporaceae family. Apply whilst the leaves are developing. Dosage per application outdoors: 2–3.5 kg/ha. Dosage per greenhouse application: 2 kg/ha. Do not exceed the maximum dose of 4 kg/ha per year.	N/A
Hazelnuts	Bacterial disease	0.2 – 0.4%	Max. 2	14	500–1000 L/ha	Apply as of leaf fall, stopping upon commencement of bud break or the appearance of pink buds (autumn-winter treatments) using standard spraying with a tractor or manually with a lance or backpack sprayer. Dosage per application: 2–4 kg/ha. Do not exceed the maximum dose of 4 kg/ha per year.	N/A
Aubergine	Alternaria of the Solanaceae, <i>Alternaria solani</i> , Tomato anthracnose, <i>Colletotrichum coccodes</i> , Bacterial disease, Potato and tomato mildew, <i>Phytophthora infestans</i>	0.2 – 0.35%	Max. 5	7–12	600–1000 L/ha	(Outdoors and in a greenhouse): Apply from BBCH 15 (once the third true leaf appears on the main stem, fully expanded) through to BBCH 89 (full maturity: the fruit has the typical colour of ripeness) using standard tractor-mounted spraying, manual backpack spraying or with a lance; in greenhouses, use standard backpack or boom spraying. Dosage per application outdoors: 2–2.5 kg/ha. Do not exceed the maximum dose of 10.6 kg/ha per year. Dosage per greenhouse application: 2 kg/ha.	10 <small>(outdoors)</small> 3 <small>(greenhouse)</small>
Broccoli	Bacterial disease, Black spot, crucifer blight, <i>Alternaria brassicae</i> , Downy mildew of cruciferous plants, <i>Hyaloperonospora parasitica</i> , <i>Colletotrichum spp.</i>	0.25 – 0.45%	Max. 3	7–12	600–800 L/ha	Apply from BBCH 13 (once the third true leaf is fully expanded) through to BBCH 85 (50% of fruit ripe) using standard tractor-mounted spraying or manual spraying with a lance or backpack sprayer. Dosage per application: 2.5–3 kg/ha. Do not exceed the maximum dose of 10.6 kg/ha per year. Effective against anthracnose (<i>Colletotrichum spp.</i>). Apply from BBCH 13 (once the third true leaf is fully expanded) through to BBCH 85 (50% of fruit ripe) using standard tractor-mounted spraying or manual spraying with a lance or backpack sprayer. Dosage per application: 2.5–3 kg/ha. Do not exceed the maximum dose of 10.6 kg/ha per year.	15
Chestnut	Bacterial disease	0.2 – 0.4%	Max. 2	14	500–1000 L/ha	Apply as of leaf fall, stopping upon commencement of bud break or the appearance of pink buds (autumn-winter treatments) using standard spraying with a tractor or manually with a lance or backpack sprayer. Dosage per application: 2–4 kg/ha. Do not exceed the maximum dose of 4 kg/ha per year.	N/A

* CONTINUED ON NEXT PAGE

USE	DISEASE	DOSAGE	MAX. NO. APPLIC.	INTERVAL	VOL. MIXTURE L/ha	CONDITIONS	PHI
Onions	Bacterial disease, Onion mildew, <i>Peronospora destructor</i>	0.25 – 0.45%	Max. 4	7	555–1000 L/ha	Apply from BBCH 10 (advanced whip stage: the cotyledon starts to shed) to BBCH 49 (dead leaves, bulb completely dry; dormancy) using standard tractor-mounted spraying, or manually with a lance or backpack sprayer. Dosage per application: 2.5–3 kg/ha. Do not exceed the maximum dose of 10.6 kg/ha per year.	3
Cherry tree	Bacterial disease, Cherry leaf curl, <i>Taphrina wiesneri</i> , <i>Monilia</i> , <i>Monilinia spp.</i> , Scab, cherry leaf spot, <i>Venturia cerasi</i>	0.2 – 0.4%	Max. 2	14	500–1000 L/ha	Apply as of leaf fall, stopping upon commencement of bud break or the appearance of pink buds (autumn-winter treatments), via standard spraying with a tractor, or manually with a backpack sprayer or a lance. Dosage per application: 2–4 kg/ha. Do not exceed the maximum dose of 4 kg/ha per year.	N/A
Shallot	Bacterial disease, Onion mildew, <i>Peronospora destructor</i>	0.25 – 0.45%	Max. 4	7	555–1000 L/ha	Apply from BBCH 10 (advanced whip stage: the cotyledon starts to shed) to BBCH 49 (dead leaves, bulb completely dry; dormancy) using standard tractor-mounted spraying, or manually with a lance or backpack sprayer. Dosage per application: 2.5–3 kg/ha. Do not exceed the maximum dose of 10.6 kg/ha per year.	3
Plum tree	Bacterial disease, Pocket plum, plum leaf curl, <i>Taphrina pruni</i> , <i>Wilsonomyces carpophilus</i> , <i>Monilia</i> , <i>Monilinia spp.</i> , Peach scab, <i>Venturia carpophila</i>	0.2 – 0.4%	Max. 2	14	500–1000 L/ha	Apply as of leaf fall, stopping upon commencement of bud break or the appearance of pink buds (autumn-winter treatments), via standard spraying with a tractor, or manually with a lance or a boom sprayer. Dosage per application: 2–4 kg/ha. Do not exceed the maximum dose of 4 kg/ha per year.	N/A
Citrus trees	Watery rot, citrus gummosis, <i>Phytophthora citrophthora</i> , Citrus dry rot, <i>Plenodomus tracheiphilus</i> , Tomato soilborne <i>Phytophthora</i> , <i>Phytophthora nicotianae var. parasitica</i>	0.1 – 0.3%	Max. 2	20	1,000 – 1,500 L/ha	Apply from the ripening stage through to the pre-harvest interval, using standard spraying with a tractor, or manually with a backpack sprayer or a lance. Dosage per application: 2–3 kg/ha. Do not exceed the maximum dose of 5.6 kg/ha per year.	15
Cauliflower	Bacterial disease, Black spot, crucifer blight, <i>Alternaria brassicae</i> , Downy mildew of cruciferous plants, <i>Hyaloperonospora parasitica</i> , <i>Colletotrichum spp.</i>	0.25 – 0.45%	Max. 3	7–12	600–800 L/ha	Apply from BBCH 13 (once the third true leaf is fully expanded) through to BBCH 85 (50% of fruit ripe) using standard tractor-mounted spraying or manual spraying with a lance or backpack sprayer. Dosage per application: 2.5–3 kg/ha. Do not exceed the maximum dose of 10.6 kg/ha per year. Effective against anthracnose (<i>Colletotrichum spp.</i>). Apply from BBCH 13 (once the third true leaf is fully expanded) through to BBCH 85 (50% of fruit ripe) using standard tractor-mounted spraying or manual spraying with a lance or backpack sprayer. Application rate: 2.5–3 kg/ha. Do not exceed the maximum dose of 10.6 kg/ha per year.	15
Conifers	<i>Peronosporaceae</i>	0.2 – 0.25%	Max. 2	20	1,000 L/ha	For ornamental use only. Against downy mildew of the <i>Peronosporaceae</i> family. (Outdoors and in a greenhouse): Apply whilst the leaves are developing. Dosage per application outdoors: 2–3.5 kg/ha. Dosage per greenhouse application: 2 kg/ha. Do not exceed the maximum dose of 4 kg/ha per year.	N/A

* CONTINUED ON NEXT PAGE

USE	DISEASE	DOSAGE	MAX. NO. APPLIC.	INTERVAL	VOL. MIXTURE L/ha	CONDITIONS	PHI
Cucurbits with edible skin	Cucumber Alternaria, <i>Alternaria pluriseptata</i> , Anthracnose, melon blight, <i>Colletotrichum orbiculare</i> , Bacterial disease, Downy mildew of cucurbits, <i>Pseudoperonospora cubensis</i> , Leaf blight of cucurbits, <i>Alternaria cucumerina</i>	0.25 – 0.45%	Max. 4	7–12	600–800 L/ha	(Outdoors only): Apply from BBCH 10 (cotyledons fully expanded) to BBCH 49 (appearance of floral organs) using standard tractor-mounted spraying, or manually with a backpack sprayer or a lance . Dosage per application: 2.5–3 kg/ha. Do not exceed the maximum dose of 10.6 kg/ha per year.	3
Cucurbits with inedible skin	Cucumber Alternaria, <i>Alternaria pluriseptata</i> , Anthracnose, melon blight, <i>Colletotrichum orbiculare</i> , Bacterial disease, Downy mildew of cucurbits, <i>Pseudoperonospora cubensis</i> , Leaf blight of cucurbits, <i>Alternaria cucumerina</i>	0.25 – 0.45%	Max. 4	7–12	600–800 L/ha	(Outdoors only): Apply from BBCH 10 (cotyledons fully expanded) to BBCH 49 (appearance of floral organs) using standard tractor-mounted spraying, or manually with a backpack sprayer or a lance . Dosage per application: 2.5–3 kg/ha. Do not exceed the maximum dose of 10.6 kg/ha per year.	7
Strawberry bed	Anthracnose of strawberries, <i>Colletotrichum acutatum</i>	0.2 – 0.45%	Max. 4	15	600 - 800 L/ha	Apply from post-transplant to fruit ripening by standard spraying using a tractor, or manually using a lance or a backpack sprayer. Application dosage: 2–2.5 kg/ha. Do not exceed the maximum dose of 10.6 kg/ha per year.	3
Broadleaf	Peronosporaceae	0.2 – 0.45%	Max. 2	20	1,000 L/ha	For ornamental use only. Against downy mildew of the Peronosporaceae family. (Outdoors and in a greenhouse): Apply whilst the leaves are developing. Dosage per application outdoors: 2–3.5 kg/ha. Dosage per greenhouse application: 2 kg/ha. Do not exceed the maximum dose of 4 kg/ha per year.	N/A
Pome fruit trees	Bacterial disease Monilia, Monilinia spp. Apple scab, <i>Venturia inaequalis</i> Pear scab, <i>Venturia pyrina</i>	0.2 – 0.4%	2	7	500–1000 L/ha	Apply using the following doses: • 2–4 kg/ha from post-harvest to bud swell. • 1.25–2 kg/ha from bud break to pre-flowering. • 1.25 kg/ha for post-flowering applications. Do not exceed the maximum dose of 4 kg/ha per year.	(N/A re-flowering) 21 (post-flowering)
Subtropical/ tropical fruit trees, pomegranate tree, fig tree	Bacterial disease	0.2 – 0.4%	2	14	500–1000 L/ha	Apply from leaf fall until the start of bud break or when pink buds appear (autumn-winter treatments). Do not exceed the maximum dose of 4 kg/ha per year.	N/A
Lettuce and similar vegetables	Downy mildew, <i>Bremia lactucae</i>	0.2–0.25% (2–2.5 kg/ha)	5	7–12	1,000 L/ha	Includes lamb's lettuce, escarole, shepherd's purse, lamb's quarters, rocket, rocket salad, Chinese mustard, and the leaves and shoots of Brassica spp., including turnip greens. For outdoor use. Apply from the cotyledon stage until PHI. Maximum dose: 10.6 kg/ha per year.	7
Peach tree	Peach leaf curl, <i>Taphrina deformans</i> , Bacterial disease, <i>Wilsonomyces carpophilus</i> , Monilia, <i>Monilinia</i> spp. Peach scab, <i>Venturia carpophila</i>	0.2 – 0.4%	Max. 2	14	500–1000 L/ha	Apply by standard tractor-mounted spraying or manually using a backpack sprayer or a lance: pre-flowering treatments: Apply from leaf fall until the start of bud break or the appearance of pink buds (autumn-winter treatments). Dosage: 2–3 kg/ha. Do not exceed the maximum dose of 4 kg/ha per year.	21 (post-flowering) N/A (pre-flowering)

* CONTINUED ON NEXT PAGE

USE	DISEASE	DOSAGE	MAX. NO. APPLIC.	INTERVAL	VOL. MIXTURE L/ha	CONDITIONS	PHI
Walnut	Bacterial disease	0.2 – 0.4%	Max. 2	14	500–1000 L/ha	Apply as of leaf fall, stopping upon commencement of bud break or the appearance of pink buds (autumn-winter treatments) using standard spraying with a tractor or manually with a lance or backpack sprayer. Dosage per application: 2–4 kg/ha. Do not exceed the maximum dose of 4 kg/ha per year.	N/A
Olive trees	Olive leaf spot, <i>Venturia oleaginea</i> , Olive tree tuberculosis, <i>Pseudomonas savastanoi</i> pv. <i>savastanoi</i>	0.2 – 0.3%	Max. 2	14	1,000 L/ha	Apply using standard tractor-mounted spray equipment, or manually using a lance or a backpack sprayer. Dosage per application: 2–3 kg/ha. Do not exceed the maximum dose of 5.6 kg/ha per year.	N/A
Palms	<i>Peronosporaceae</i>	0.2 – 0.25%	Max. 2	20	1,000 L/ha	(Outdoors and in a greenhouse): Against downy mildew of the <i>Peronosporaceae</i> family. Apply whilst the leaves are developing. Dosage per application outdoors: 2–3.5 kg/ha. Dosage per greenhouse application: 2 kg/ha. Do not exceed the maximum dose of 4 kg/ha per year.	N/A
Date palm	<i>Peronosporaceae</i>	0.2 – 0.25%	Max. 2	20	1,000 L/h	For ornamental use only (not suitable for human consumption). Against downy mildew of the <i>Peronosporaceae</i> family. (Outdoors and in a greenhouse): Apply whilst the leaves are developing. Dosage per application outdoors: 2–3.5 kg/ha. Dosage per greenhouse application: 2 kg/ha. Do not exceed the maximum dose of 4 kg/ha per year.	N/A
Potato	<i>Alternaria</i> of the <i>Solanaceae</i> , <i>Alternaria solani</i> , potato and tomato mildew, <i>Phytophthora infestans</i>	0.25 – 0.45%	Max. 4	7–12	1,000 L/ha	Apply from BBCH 15 (third leaf on the main stem, fully expanded (>4 cm)) to BBCH 85 (first-order fruit, ochre or brownish in colour) using standard tractor-mounted sprayers, hand-held lances or backpack sprayers. Dosage per application: 2.5–3 kg/ha. Do not exceed the maximum dose of 10.6 kg/ha per year.	7
Peppers	<i>Alternaria</i> of the <i>Solanaceae</i> , <i>Alternaria solani</i> , Tomato anthracnose, <i>Colletotrichum coccodes</i> , Bacterial blight, Pepper mildew, <i>Phytophthora capsici</i>	2 – 2.5 kg/ha	Max. 5	7–12	600–1000 L/ha	(except chilli varieties, outdoor growing only): Apply from BBCH 15 (once the third true leaf appears on the main stem, fully expanded) through to BBCH 89 (full maturity: the fruit has the typical colour of ripeness) using standard tractor-mounted spraying, manual lance or a backpack sprayer. Dosage per application: 2.5–3 kg/ha. Do not exceed the maximum dose of 10.6 kg/ha per year.	10
Tropical and subtropical plantations	Bacterial disease	0.2 – 0.4%	Max. 2	14	500–1000 L/ha	Apply as of leaf fall, stopping upon commencement of bud break or the appearance of pink buds (autumn-winter treatments) using standard spraying with a tractor or manually with a lance or backpack sprayer. Dosage per application: 2–4 kg/ha. Do not exceed the maximum dose of 4 kg/ha per year.	N/A

* CONTINUED ON NEXT PAGE

USE	DISEASE	DOSAGE	MAX. NO. APPLIC.	INTERVAL	VOL. MIXTURE L/ha	CONDITIONS	PHI
Tomato	Alternaria of the Solanaceae, <i>Alternaria solani</i> , Tomato anthracnose, <i>Colletotrichum coccodes</i> , Bacterial disease, Potato and tomato mildew, <i>Phytophthora infestans</i>	0.2 – 0.35%	Max. 5	7-12	600-1000 L/ha	Outdoors and in a greenhouse: Apply from BBCH 15 (once the third true leaf appears on the main stem, fully expanded) through to BBCH 89 (full maturity: the fruit has the typical colour of ripeness) using standard tractor-mounted spraying, manual backpack spraying or with a lance; in greenhouses, use standard backpack or boom spraying. Dosage per application outdoors: 2-2.5 kg/ha. Do not exceed the maximum dose of 10.6 kg/ha per year. Dosage per greenhouse application: 2 kg/ha.	10 (outdoors) 3 (Greenhouse)
Carrots	Alternaria, carrot leaf spot, <i>Alternaria dauci</i>	0.2 – 0.35%	Max. 4	7-12	1,000 L/ha	Apply from BBCH 10 (cotyledons fully expanded) to BBCH 49 (roots, bulbs or tubers reach their typical shape and size) using standard tractor-mounted spraying or manual application with a backpack sprayer or a lance. Dosage per application: 2-2.5 kg/ha. Do not exceed the maximum dose of 10.6 kg/ha per year.	15

PHI = Pre-harvest interval

N/A = No safety margin is required.

INSTRUCTIONS FOR USE

In outdoor crops, apply by foliar spraying using a tractor or manually with a lance, spray gun or backpack sprayer, ensuring that the entire surface is covered on both the upper and lower sides of the leaves.

For greenhouse crops, apply using standard spraying with a backpack sprayer or a lance/spray gun.

Adjust the volume of mixture to suit the application so that the maximum recommended dose is never exceeded.

Do not exceed the maximum dose of Cu (inorganic copper) for this product:

- 4 kg/ha per year for strawberries, tomatoes, aubergines, peppers, carrots, garlic, onions, shallots, cucurbits, broccoli, cauliflower, artichokes, lettuce and similar crops, and potatoes.
- 2.1 kg/ha per year for olive trees and citrus trees.
- 1.5 kg/ha per year for stone and pome fruit trees, almond trees, nut trees, tropical and subtropical plantations, fig trees, pomegranate trees, conifers, broad-leaved trees, palms, date palms, shrubs and small ornamental trees. In cold and/or damp conditions, damage may occur to the young leaves of fruit trees, vines and other crops. It should only be used with neutral mixtures. Except in olive groves, do not apply in mixtures with pH adjusters, wetting agents or foliar fertilisers.

For use in areas accessible to the general public, the specifications set out in Spanish Royal Decree 1311/2012 on the sustainable use of plant protection products must be complied with.

RE-ENTRY PERIOD (for all tasks except inspection and watering):

- 14 days for stone fruit trees, nut trees, tropical and subtropical plantations, fig trees, pomegranate trees and olive trees.
- 15 days for pome fruit and citrus trees.
- 3 days on conifers, broad-leaved trees, palms, date palms, shrubs and small ornamental trees outdoors.
- Work clothes are understood to mean: long sleeves, long trousers and suitable footwear.
- During the application of the product, the operator must avoid contact with the wet leaves.
- Do not enter the crop area until the product is dry.
- Do not use this product if mechanical work is to be carried out that could damage the chemical protective gloves.

HAZARD CLASSIFICATION



REGISTRY NUMBER

23,987



COMPOSITION

Mesotrione 10% w/v (9.4% w/w).

Contains: 1,2-Benzisothiazol-3-(2H)-one (CAS 2634-33-5) and ethoxylated fatty alcohol (CAS 68526-85-2).
Concentrated suspension (Cs).

APPROVED USES, DOSAGE AND PRE-HARVEST INTERVAL

Herbicide treatment by mechanical foliar spraying directed towards the ground.

CROP	WEEDS	DOSAGE (L/ha)	NO. OF APPLICATIONS	METHOD AND TIMING OF APPLICATION (SPEC. COND.)	PHI
Corn	Annual dicotyledons Dicotyledons, broad-leaved weeds Annual monocotyledons	0.75 - 1.5	1-(2)	Outdoor treatment on alkaline soils: Apply pre-emergence as a single treatment at a rate of 1-1.5 litres per hectare. Apply post-emergence (BBCH 12-18) as a single application at a rate of 1-1.5 L/ha, or as two applications at a maximum rate of 0.75 L/ha, with an interval of 10-14 days between applications. Outdoor treatment on soils of any pH: Apply once before or after emergence (BBCH 12-18).	N/A
Sweetcorn		0.75	1	Outdoor treatment, only on acidic or alkaline soils. Do not use on soils with an intermediate pH (6.9 to 7.9). Apply after emergence. Minor use by hierarchy.	42

Apply BARRACUDA® at the authorised rates using a spray mixture volume of 200-300 L/ha. Select the most appropriate volume of mixture to ensure even coverage of the weed foliage. Wherever possible, use the minimum volume of spray mixture, but a higher volume (300 L/ha) may be necessary if the weed foliage is dense. Apply using a hydraulic sprayer at a pressure of 2-3 bar.

For best results, use in warm, humid weather, when soil moisture levels are adequate, and on young, actively growing weeds.

PRECAUTIONS

- To prevent the possible development of resistance, it is recommended that BARRACUDA® be used in rotation with authorised herbicides that have a different mode of action.
- Avoid using BARRACUDA® or any other product containing mesotrione on the same plot for more than two consecutive growing seasons same plot, to prevent or limit the possibility of resistance developing.

HAZARD CLASSIFICATION



REGISTRY NUMBER

ES-01252

CONTROLLER



COMPOSITION

Fluroxypyr (as 1-methyl heptyl ester), 20% w/v (200 g/L).
Oil-in-water emulsion (O/W).

USES

CONTROLLER is a selective herbicide; it is absorbed by the leaves and translocated to other parts of the plant.

APPROVED USES, DOSAGE AND PRE-HARVEST INTERVAL

Selective herbicide treatments in arable crops for the control of annual and perennial broadleaf weeds.

Apply by spraying onto the soil as a single post-emergence treatment, using a spray mixture volume of 200–400 L/ha

Effectiveness may be reduced in cold temperatures (below 10°C) or dry conditions.

In onion crops, yellowing, necrosis or curling of the leaves may be observed. These symptoms tend to appear particularly when there are significant temperature fluctuations shortly after application to onions at the 'four-leaf' stage. These symptoms are usually temporary and do not affect either performance or quality.

CROP	WEEDS	DOSAGE	TIME OF APPLICATION	PRE-HARVEST INTERVAL
Onions	Broad-leaved annuals and perennials	1 L/ha	Apply during BBCH 12–14.	N/A
Winter and spring cereals	Broad-leaved annuals and perennials	1 L/ha	BBCH 12–39	N/A
Lawns	Broad-leaved annuals and perennials	1 L/ha	BBCH 20–25	N/A
Citrus trees	Broad-leaved annuals and perennials	1.5 L/ha	Spring–autumn	15 days
Pome fruit trees	Broad-leaved annuals and perennials	1.5 L/ha	Spring–autumn	15 days
Corn	Broad-leaved annuals and perennials	1 L/ha	BBCH 12–16	N/A
Olive trees	Broad-leaved annuals and perennials	1.5 L/ha	Spring–autumn (after the harvest)	120 days

*N/A= Not applicable.

- **ONIONS:** Apply during BBCH 12–14 at a rate of 1 L/ha in a single application.
- **WINTER AND SPRING CEREALS:** exclusively for winter sowing. Apply at BBCH 12–39 at a rate of 1 L/ha in a single application.
- **LAWNS:** exclusively on recreational lawns. Apply at BBCH 20–25 at a rate of 1 L/ha in a single application.
- **CITRUS AND POME FRUITS:** band application. Apply in spring or autumn at a rate of 1.5 L/ha in a single application.
- **MAIZE:** Apply at BBCH 12–16 at a rate of 1 L/ha in a single application.
- **OLIVE TREE:** application in strips. Apply in spring or autumn after harvest at a rate of 1.5 L/ha in a single application. Olives should not be picked up from the ground.

AUTHORISED MINOR USES

CROP	WEEDS	DOSAGE	TIME OF APPLICATION	PRE-HARVEST INTERVAL
Garlic, Leek	Broad-leaved annuals and perennials	1 L/ha	Apply during BBCH 12–14.	N/A
Avocado and Persimmon	Broad-leaved annuals and perennials	1.5 L/ha	Spring–autumn	15 days
Apricot tree, cherry tree, plum tree and blackthorn	Broad-leaved annuals and perennials	1.5 L/ha	Up to BBCH 10–69	N/A
Almond, Hazelnut, Chestnut, Walnut, Pecan, Pecans and Pistachio	Broad-leaved annuals and perennials	1.5 L/ha	Up to BBCH 10–69	N/A

* CONTINUED ON NEXT PAGE

- **GARLIC, LEEK:** Apply during BBCH 12–14 at a rate of 1 L/ha in a single application.
- **AVOCADO and PERSIMMON:** apply by spraying the soil in strips, in a single application in spring and autumn.
- **APRICOT, CHERRY, PLUM and BLACKTHORN:** apply as a spray to the soil in bands, in a single application before fruit set, until the end of flowering (BBCH: 10-69).
- **ALMOND, HAZELNUT, CHESTNUT, WALNUT, PECAN, PECAN NUT and PISTACHIO:** apply by spraying the soil in bands, in a single application before fruit set, until the end of flowering (BBCH: 10-69).

PRECAUTIONS

Apply to actively growing weeds (at early stages of weed development). Do not spray in windy conditions; this stops the product from drifting onto adjacent non-target crops and plants or contaminating surface water bodies.

HAZARD CLASSIFICATION

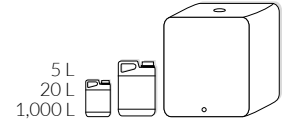


REGISTRY NUMBER

ES-01188



ERASER



COMPOSITION

Glyphosate (isopropylamine salt): 36% w/v (360 g/L).
Soluble concentrate (SL).

USES

ERASER is a non-residual systemic herbicide effective against both grass and broadleaf weeds, whether annual or perennial, and which destroys even their underground parts. Control weeds after emergence at the doses indicated below:

- **DRAINAGE CHANNELS, PATHS, IRRIGATION CHANNELS, BOUNDARY LINES, FIELD EDGES, PASTURES AND MEADOWS:** 5-10%.
- **FALLOW FIELDS, CONIFERS, DECIDUOUS TREES AND STUBBLE FIELDS:** 3-6 L/ha
- **VERGES AND DITCHES, FIRE BREAKS, INDUSTRIAL SITES, UTILITY NETWORKS, BUILDING PLOTS AND RAILWAY LINES:** 3-10 L/ha
- **EXTENSIVE, INTENSIVE AND WOODY HERBACEOUS PLANTS:** 3-6 L/ha against annual weeds and 6-10 L/ha against perennial weeds.

APPLICATION TIME AND METHOD

Apply using a tractor-mounted hydraulic sprayer with a spray mixture volume of 200-500 L/ha and a maximum application rate of 10 L/ha, or using hand-held equipment with a spray mixture volume of 300-500 L/ha and a maximum application rate of 8 L/ha, subject to the following specific conditions:

- **DRAINAGE CHANNELS (only verges), PATHS, BOUNDARIES AND FIELD EDGES** observe the precautions indicated for the relevant adjacent crops or plantations.
 - **FALLOW FIELDS AND STUBBLE FIELDS** Apply before sowing or planting, allowing a 24-hour interval before proceeding, or after harvest.
 - **IRRIGATION CHANNELS** only along the banks or, after the water supply to the channel has been cut off, allowing a period of at least 7 days before the water is allowed to flow again.
 - **CONIFERS AND DECIDUOUS TREES** Apply before planting or once established to clear the site.
 - **FIREBREAK** where the weeds are annual grasses in the early growth stage, the dose may be reduced to 1.5 L/ha.
- For **EXTENSIVE AND INTENSIVE HERBACEOUS CROPS**, apply only prior to sowing the crop. If the weeds are annual grasses in the early growth stage, the dose may be reduced to 1.5 L/ha.
- For **WOODY CROPS**, in cases of non-creeping crops only, over 3-4 years old, and for targeted application. Where the weeds are annual grasses in the early growth stage, the dose may be reduced to 1.5 L/ha.
- **OIL OLIVES** To facilitate harvesting, a single treatment may be applied to the tree's base at a rate of 3 L/ha of actual treated area, with a safety interval of 7 days.
 - **PASTURES AND MEADOWS** only for spot applications to remove woody species or in localised areas to remove weeds where the aim is to regenerate meadows or pastures.

PRE-HARVEST INTERVAL

No pre-harvest interval is required.

PRECAUTIONS

To avoid phytotoxicity, do not allow the green parts of the crops to get wet.

Do not apply treatments at doses exceeding 1.8 kg a.i./ha in woodland areas if there are wild mushrooms in the treated area.

It is best to apply the product in the first few days following rain or watering.

Do not mix with products that are not recommended, as this may reduce the herbicide's effectiveness.

Avoid dripping due to excessive moisture, as the product becomes inactive on contact with the ground.

It is recommended that the product be applied when the weeds are still young.

HAZARD CLASSIFICATION



REGISTRY NUMBER

21,491



COMPOSITION

Dicamba 48% w/v (480 g/L).
Soluble concentrate (SL).

USES

KALIMBA is a post-emergence herbicide for the control of annual and biennial broadleaf weeds such as *Calystegia sepium* (CAGSE), *Convolvulus arvensis* (CONAR), *Cirrosipilus sp.* (CIRSS), *Rumex sp.* (RUMSS), *Lacuta serriola* (LACSE), *Persicaria amphibia* (POLAM), *Persicaria maculosa* (POLPE), *Chenopodium sp.* (CHESS), *Taraxacum officinalis* (TAROF). It is a systemic herbicide that is absorbed by the leaves, shoots and roots of actively growing plants. It moves both acropetally and basipetally, accumulating in meristematic tissues and triggering a cascade reaction that ultimately inhibits growth and eliminates weeds.

APPROVED USES, DOSAGE AND PRE-HARVEST INTERVAL

Apply once after emergence, when the crop has not exceeded 40 cm in height, generally between the 2nd and 8th true leaf, corresponding to BBCH 12–18.

CROP	PEST/EFFECT	MAXIMUM DOSE (L/PRODUCT/ha)	MAXIMUM VOLUME OF WATER (L/ha)	PRE-HARVEST INTERVAL (DAYS)
Maize (excluding sweetcorn)	Dicotyledons, Broad-leaved weeds	0.6-0.75 L/ha	100–600	N/A

PRECAUTIONS

There must be a gap of at least 28 days between the last application of KALIMBA and the planting of a broadleaf crop. Incompatible with strong acids and bases, and with strong oxidising agents.

HAZARD CLASSIFICATION



REGISTRY NUMBER

ES-00226



PRIMERO®

 5 L 

COMPOSITION

Nicosulfuron 4% w/v.
Oil dispersion (OD).

APPROVED USES AND APPLICATION DOSAGE

USE	AGENT	DOSAGE	NO. OF APPLICATIONS	INTERVALS	VOL. MIXTURE	SPEC. CONDITIONS
Corn	Johnsongrass, <i>Sorghum halepense</i>	(see conditions)	2	10	200-400 L/ha	Two applications 10 days apart, at a rate of 1 + 0.5 L/ha. Also in forage maize
	Annual dicotyledons Annual monocotyledons	1 L/ha	1	-		Also in forage maize

Selective systemic herbicide. Controls weeds in the early post-emergence stage. Apply by tractor spraying from the 3- or 4-leaf stage (BBCH 13), taking care not to exceed the 8- or 9-leaf stage (BBCH 19).

PRE-HARVEST INTERVAL

No pre-harvest interval is required.

PRECAUTIONS

Do not plant rapeseed as the next crop in the rotation.

If organophosphate soil insecticides were used at the time of sowing, applying PRIMERO® may cause some chlorosis on the maize leaves.

Do not apply any organophosphate insecticide as a foliar spray within 7 days before or after treatment with PRIMERO®.

HAZARD CLASSIFICATION



REGISTRY NUMBER

24,658



90 LUQSA

**COMPOSITION**

Deltamethrin 2.5% w/v (25 g/L).
Emulsifiable concentrate (EC).

Contains petroleum solvent naphtha CAS No.: 64742-95-6 and calcium phenylsulphonate CAS No.: 11117-11-6 in isobutanol CAS No.: 78-83-1.

APPROVED USES AND DOSAGE

CROP	PEST/EFFECT	DOSAGE
Chicory (leaves), barbarea, aubergine, watercress, shepherd's purse, young shoots, including Brassica species (excluding young shoots of chicory, spinach and chard), lamb's lettuce, lamb's ear, dandelion, Chinese mustard, cucumber, pepper, rocket, tomato	Aphids, <i>Aphididae</i> Bugs, Heteroptera Whiteflies, <i>Aleyrodidae</i>	50 mL/hL
	Lepidoptera Noctuids, <i>Noctuidae</i> Thrips	30 mL/hL
	Lucerne	Locusts, grasshoppers, <i>Acrididae</i>
Cotton (for textile use only)	Lepidoptera and Thrips	30 mL/hL
Almond tree	Leaf and fruit miner, <i>Anarsia lineatella</i> Oriental fruit moth, <i>Grapholita molesta</i> St. Joseph's scale, <i>Quadraspidiotus perniciosus</i>	30 mL/hL
	Aphids, <i>Aphididae</i> Cemistoma, circular leaf miner, <i>Leucoptera malifoliella</i> Spittlebug, <i>Neophilaenus campestris</i> Spittlebug, <i>Philaenus spumarius</i> Spotted leaf miner, <i>Phyllonorycter</i> spp. Sinuous leaf miner, <i>Lyonetia clerkella</i> Fruit fly, <i>Ceratitis capitata</i> Thrips	30-50 mL/hL
Celery	Aphids, <i>Aphididae</i> Bugs, Heteroptera Celery fly, <i>Euleia heraclei</i> Whiteflies, <i>Aleyrodidae</i>	50 mL/hL
	Lepidoptera Noctuids, <i>Noctuidae</i> Thrips	30 mL/hL
	Barley	Aphids, <i>Aphididae</i>
Onion, Leek	Aphids, <i>Aphididae</i> Bugs, Heteroptera Onion fly, <i>Delia antiqua</i> Whiteflies, <i>Aleyrodidae</i>	50 mL/hL
	Lepidoptera Noctuids, <i>Noctuidae</i> Thrips	30 mL/hL
	Poplars and aspens	Cemistoma, circular leaf miner, <i>Leucoptera malifoliella</i> Spotted leaf miner, <i>Phyllonorycter</i> spp. Sinuous leaf miner, <i>Lyonetia clerkella</i>
Poplar and willow borer, <i>Paranthrene tabaniformis</i>		100 mL/hL
Poplar saperda, <i>Saperda</i> spp		180 mL/hL
Rapeseed	Aphids, <i>Aphididae</i> Cabbage weevils, <i>Ceutorhynchus</i> spp.	50 mL/hL
	Meligethes, <i>Brassicogethes aeneus</i> , Cabbage stem flea beetle, <i>Phyllotreta</i> spp. Cabbage stem flea beetle, <i>Psylloides chrysocephala</i>	30 mL/hL

* CONTINUED ON NEXT PAGE

CROP	PEST/EFFECT	DOSAGE
Strawberry bed	Aphids, <i>Aphididae</i> Lepidoptera	30-50 mL/hL
	Bugs, Heteroptera Spotted-wing fruit fly, <i>Drosophila suzukii</i> Whiteflies, <i>Aleyrodidae</i>	50 mL/hL
	Noctuids, <i>Noctuidae</i> Thrips	30 mL/hL
Stone fruit trees	Leaf and fruit miner, <i>Anarsia lineatella</i> Oriental fruit moth, <i>Grapholita molesta</i>	50-70 mL/hL
	St. Joseph's scale, <i>Quadraspidiotus perniciosus</i>	50-75 mL/hL
	Aphids, <i>Aphididae</i> Cemistoma, circular leaf miner, <i>Leucoptera malifoliella</i> Bugs, heteroptera (secondary use) Spittlebug, <i>Neophilaenus campestris</i> Spittlebug, <i>Philaenus spumarius</i> Spotted leaf miner, <i>Phyllonorycter spp.</i> Sinuous leaf miner, <i>Lyonetia clerkella</i> Fruit fly, <i>Ceratitis capitata</i> Thrips	30-50 mL/hL
Pome fruit trees	Aphids, <i>Aphididae</i> Capua, <i>Adoxophyes orana</i> Cemistoma, circular leaf miner, <i>Leucoptera malifoliella</i> Bugs, heteroptera (secondary use) Spittlebug, <i>Philaenus spumarius</i> Apple blossom weevil, <i>Anthonomus pomorum</i> Hoplocampa, <i>Hoplocampa spp</i> Spotted leaf miner, <i>Phyllonorycter spp.</i> Sinuous leaf miner, <i>Lyonetia clerkella</i> Fruit fly, <i>Ceratitis capitata</i> Thrips	30-50 mL/hL
	St. Joseph's scale, <i>Quadraspidiotus perniciosus</i>	50-75 mL/hL
	Pear psyllid, <i>Cacopsylla pyri</i>	75 mL/hL
	Apple and pear codling moth, <i>Cydia pomonella</i>	30 mL/hL
Green peas, broad beans (fodder, field, green), green beans	Aphids, <i>Aphididae</i> Bugs, Heteroptera Seed fly, <i>Delia platura</i> , Whiteflies, <i>Aleyrodidae</i>	50 mL/hL
	Lepidoptera Noctuids, <i>Noctuidae</i> Thrips	30 mL/hL
Corn	Lepidoptera and thrips	30 mL/hL
	Aphids, <i>Aphididae</i>	50 mL/hL
Olive trees	Mealybugs, <i>Pseudococcidae</i> Mealybugs, <i>Coccidae</i>	40-60 mL/hL
	Olive bark beetle, <i>Phloeotribus scarabeoides</i> Cicada, grasshopper, <i>Barbary cicada</i> Spittlebug, <i>Philaenus spumarius</i> Olive fruit fly, <i>Bactrocera oleae</i> Prays, olive moths, <i>Prays oleae</i> Thrips	50 mL/hL
	Colorado potato beetle, <i>Leptinotarsa decemlineata</i> Lepidoptera Noctuids, <i>Noctuidae</i> Thrips	30 mL/hL
Potato	Aphids, <i>Aphididae</i> Bugs, Heteroptera Seed fly, <i>Delia platura</i> , Whiteflies, <i>Aleyrodidae</i>	50 mL/hL
	Lepidoptera Noctuids, <i>Noctuidae</i> Thrips	30 mL/hL (0,3 L/ha)
Cabbage	Lepidoptera Noctuids, <i>Noctuidae</i> Thrips	30 mL/hL (0,3 L/ha)

* CONTINUED ON NEXT PAGE

CROP	PEST/EFFECT	DOSAGE
Tobacco	Aphids, <i>Aphididae</i> Lepidoptera Thrips	30-50 mL/hL
Wheat	Bugs, Heteroptera	50 mL/hL
	Aphids, <i>Aphididae</i> Thrips	30 mL/hL
Plant species (grown outdoors and in greenhouses, exclusively for use in nurseries)	Aphids, <i>Aphididae</i> Bugs, Heteroptera Weevils, <i>Curculionidae</i> Noctuids, <i>Noctuidae</i>	50 mL/hL
Ornamental shrubs and small trees (grown outdoors and in greenhouses)	Aphids, <i>Aphididae</i> Weevils, <i>Curculionidae</i> Noctuids, <i>Noctuidae</i>	50 mL/hL
Herbaceous ornamental plants (grown outdoors and in greenhouses)	Aphids, <i>Aphididae</i> Weevils, <i>Curculionidae</i> Spittlebugs, <i>Philaenus spumarius</i> Noctuids, <i>Noctuidae</i>	50 mL/hL
	Aphids, <i>Aphididae</i> Weevils, <i>Curculionidae</i> Whiteflies, <i>Aleyrodidae</i> Thrips	50 mL/hL
Herbaceous ornamental plants for cut flowers (grown outdoors and in greenhouses)	Cacoecia, the carnation caterpillar, <i>Cacoecimorpha pronubana</i> Beetles, <i>Scarabaeidae</i>	50-100 mL/hL
	Aphids, <i>Aphididae</i> Vine leaf beetle, <i>Byctiscus betulae</i> Spittlebug, <i>Philaenus spumarius</i> Noctuids, <i>Noctuidae</i> Grapevine moth, <i>Sparganothis pilleriana</i> Grape berry moth, <i>Lobesia botrana</i>	40-60 mL/hL
Carrots	Aphids, <i>Aphididae</i> Bugs, Heteroptera Whiteflies, <i>Aleyrodidae</i> Carrot fly, <i>Chamaepsila rosae</i>	50 mL/hL
	Lepidoptera Noctuids, <i>Noctuidae</i> Thrips	30 mL/hL

Apply by standard spraying outdoors using a backpack sprayer, a tractor-mounted sprayer for tall crops and a tractor-mounted sprayer for low crops, and using a lance or spray gun in greenhouses (only for cut flowers, ornamental plants and nurseries). Use 1,000 litres of mixture per hectare. Apply a maximum of two treatments per season at 14-day intervals, except for vines, where only one treatment per season should be carried out.

PRE-HARVEST INTERVAL

Lucerne and Cotton Plant: 15 days.

Chicory (leaves), Celery, Lamb's lettuce, Aubergine, Watercress, Shepherd's purse, Young shoots, including Brassica species, Wintercress, Barley, Onion, Campion, Dandelion, Strawberry, Stone fruit trees, Green peas, Fodder broad beans, Field beans, Green broad beans, Green beans, Maize, Chinese mustard, Cucumber, Pepper, Rocket, Tobacco, Tomato, Grapevine, Carrot: 3 days.

Pome fruit trees: 3 days (Pear: 7 days)

Almond, Rapeseed and Wheat: 30 days.

Olive, Potato, Leek and Cabbage: 7 days.

Ornamental shrubs and small trees, Poplars and aspens, Plant species, Herbaceous ornamentals: No pre-harvest interval is required.

HAZARD CLASSIFICATION



REGISTRY NUMBER

25,700

LUQSOL PREMIUM BLUE

Suitable for organic production



COMPOSITION

Paraffin Oil (CAS [8042-47-5]), (83% w/v).
Emulsifiable concentrate (EC).

AUTHORISED USES

CROP	ACTION	DOSAGE	No. APPLICATIONS	INTERVALS	VOL. mixture	TIME OF APPLICATION
Almond Stone fruit Pome fruit ⁽²⁾	Mites Aphids, <i>Aphididae</i> Mealybugs, <i>Pseudococcidae</i> Mealy bugs, <i>Coccidae</i>	0.75-1% 6-10 L/ha	1	-	800-1,000 L/ha	Treat before flowering, up to BBCH 59
Citrus fruit trees ⁽¹⁾	Aphids, <i>Aphididae</i> Mealybugs, <i>Pseudococcidae</i> Mealy bugs, <i>Coccidae</i> Whiteflies, <i>Aleyrodidae</i>	1-1.5% 20-45 L/ha	2	10	2,000-3,000 L/ha	Treat before fruit colour change, up to BBCH 79
Banana tree	Aphids, <i>Aphididae</i> Mealybugs, <i>Pseudococcidae</i> Mealy bugs, <i>Coccidae</i> Whiteflies, <i>Aleyrodidae</i>	1-1.5% 15-45 L/ha	1	-	1,500-3,000 L/ha	Apply during the whole vegetative cycle

(1) Citrus fruit trees: Orange, lemon, grapefruit, mandarin, clementine.

(2) Pome fruit trees: Apple, pear, quince and medlar trees.

Minor uses (Article 51 of Regulation (EC) No 1107/2009)

CROP	ACTION	DOSAGE	No. APPLICATIONS	INTERVALS	VOL. mixture	TIME OF APPLICATION
Avocado and Kumquat	Aphids, <i>Aphididae</i> Mealybugs, <i>Pseudococcidae</i> Mealy bugs, <i>Coccidae</i> Whiteflies, <i>Aleyrodidae</i>	1-1.5% 20-45 L/ha	2	10	2,000-3,000 L/ha	Treat before fruit colour change, up to BBCH 79
Hazelnut, Persimmon, Chestnut, Pomegranate, Kiwi, Mango, Walnut, Pecan	Mites Aphids, <i>Aphididae</i> Mealybugs, <i>Pseudococcidae</i> Mealy bugs, <i>Coccidae</i>	0.75-1% 6-10 L/ha	1	-	800-1,000 L/ha	Treat before flowering, up to BBCH 59

Apply by normal spraying with a sufficiently high volume of water to reach the aerial part of the plants.

Do not apply this product until 40 days after a sulphur treatment or when frost is expected or on hot, dry days.

Do not apply under water stress conditions.

Apply to healthy and vigorous plants.

PRE-HARVEST INTERVAL

Not applicable.

HAZARD CLASSIFICATION



REGISTRY NUMBER

13,074



A plant protection product authorised for use in organic production in accordance with Regulation (EU) 2018/848. Complies with the UNE 315500 standard.



COMPOSITION

Pyriproxyfen 10% w/v (100 g/L)
Emulsifiable concentrate (EC).

It contains petroleum naphtha (CAS 64742-47-8) and 2-ethylhexyl S-lactate (CAS 186817-80-1).

AUTHORISED USES

- **CITRUS FRUITS:** Caparreta, White louse, Grey louse, California red louse and Serpeta.
- **STONE FRUIT TREES:** San José scale.
- **POME FRUIT TREES:** San José scale.
- **TOMATO:** Whitefly.

AUTHORISED MINOR USES

- **COTTON PLANT:** Whitefly.
- **ALMOND TREE:** Mealybugs and San José scale.
- **HAZEL, CHESTNUT, WALNUT, PECAN, PECAN NUT and PISTACHIO:** Mealybugs,
- **AUBERGINE:** Whitefly.
- **PERSIMMON:** Mealybugs.

Apply as a standard foliar spray during the early larval stages of the target insects, preferably in the first generation.

- **COTTON** (minor use): apply a single treatment per growing season at a rate of 0.5 to 0.75 L/ha with a spray mixture volume of 1,000 L/ha, before the bolls open.
- **ALMOND, HAZELNUT, CHESTNUT, WALNUT, PECAN, PECAN NUT and PISTACHIO** (minor uses): apply a single treatment before flowering at a dose of 40–50 mL per 100 litres of water (0.04–0.05%), with a spray mixture volume of 700–1,000 L/ha, without exceeding 0.5 litres of product per hectare.
- **AUBERGINE** (minor use): only in greenhouse cultivation. Apply up to 2 treatments per growing season at a rate of 50–75 mL per 100 litres of water (0.05–0.075%), with a spray mixture volume of 1,000–1,500 L/ha, without exceeding 0.8 L/ha per application.
- **PERSIMMON** (minor use): apply a single treatment before flowering at a dose of 40–50 mL per 100 litres of water (0.04–0.05%), with a spray mixture volume of 700–1,000 L/ha, without exceeding 0.5 litres of product per hectare.
- **CITRUS FRUITS:** apply a single treatment per growing season at a dose of 50–75 mL per 100 litres of water (0.05–0.075%), with a spray mixture volume of 1,000–1,500 L/ha, without exceeding 1.125 litres of product per hectare.
- **STONE AND POME FRUIT TREES:** apply a single treatment before flowering at a dose of 40–50 mL per 100 litres of water (0.04–0.05%), with a spray mixture volume of 700–1,000 L/ha, without exceeding 0.5 litres of product per hectare.
- **TOMATO:** apply only in greenhouses at a rate of 50–75 mL per 100 litres of water (0.05–0.075%). Apply up to 2 applications per season, with a spray mixture volume of 1,000–1,500 L/ha, without exceeding 0.8 litres per hectare of active ingredient per application.

PRE-HARVEST INTERVAL

Aubergine and tomato: 3 days.

Citrus fruits: 30 days.

Other crops: No pre-harvest interval is required.

PRECAUTIONS

To prevent the development of resistance, do not apply this product or any other product containing piriproxyfen more than once per growing season for San José scale and wood lice, and no more than twice for whiteflies.

HAZARD CLASSIFICATION



REGISTRY NUMBER

24,635

SUPERSECT



COMPOSITION

Cypermethrin 10% w/v (100 g/L).

Contains: C9 aromatic hydrocarbons (EC No. 918-668-5).

Benzenesulfonic acid, mono-C10-13-alkyl derivatives, calcium salts (CAS 1335202-81-7) and n-butanol (CAS 71-36-3).

AUTHORISED USES

CROP/SPECIES	PEST/EFFECT	DOSAGE
Artichoke, cotton, pumpkin, melon and watermelon	Aphids, <i>Aphididae</i> , Lepidoptera.	0.25-0.5 L/ha
Lucerne	Aphids, <i>Aphididae</i> Lucerne leaf beetle, <i>Colaspidema atrum</i> . Green lucerne worm, <i>Hypera postica</i> . Lepidoptera.	0.25-0.5 L/ha
Celeriac, swede, parsnip, scorzonera, turnip, radish and carrot	Aphids, <i>Aphididae</i> Beetles Lepidoptera Whiteflies, <i>Aleyrodidae</i> . Thrips	0.25-0.5 L/ha
Oats, barley, rye, wheat (including spelt) and triticale	Aphids, <i>Aphididae</i>	0.25 L/ha
Aubergine and tomato	Aphids, <i>Aphididae</i> Lepidoptera Whiteflies, <i>Aleyrodidae</i> .	0.25-0.5 L/ha
Broccoli, cauliflower and cabbage	Aphids, <i>Aphididae</i> Lepidoptera Cabbage stem flea beetle, <i>Phyllotreta spp.</i> Cabbage stem flea beetle, <i>Psylliodes chrysocephala</i> .	0.25-0.5 L/ha
Rapeseed	Weevils, <i>Curculionidae</i> Meligethes, <i>Brassicogethes aeneus</i>	0.25 L/ha
Mustard and white mustard	Weevils, <i>Curculionidae</i> Meligethes, <i>Brassicogethes aeneus</i> Cabbage stem flea beetle, <i>Phyllotreta spp.</i>	0.25 L/ha
Green broad beans, green peas and green beans	Aphids, <i>Aphididae</i> . Lepidoptera	0.25-0.5 L/ha
Corn	Corn rootworm, <i>Diabrotica virgifera</i> . Lepidoptera Corn borer, <i>O. nubilalis</i> . Corn borers, <i>Sesamia spp.</i>	0.75 L/ha
Olive trees	Prays, olive moths, <i>Prays oleae</i>	0.3 L/ha
Ornamental shrubs and small trees, conifers, broad-leaved trees, palms and date palms*, ornamental herbaceous plants	Aphids, <i>Aphididae</i> . Whiteflies, <i>Aleyrodidae</i> .	0.25-0.5 L/ha
Potato	Aphids, <i>Aphididae</i> . Colorado potato beetle, <i>Leptinotarsa decemlineata</i>	0.4-0.5 L/ha
Sugar beet, table beet and fodder beet	Aphids, <i>Aphididae</i> . Sugarbeet beetle, <i>Cassida vittata</i> . Noctuid moths, <i>Noctuidae</i>	0.25-0.5 L/ha
Vines	Green leafhoppers, <i>Empoasca spp.</i> Grapevine moth, <i>Sparganothis pilleriana</i> . European grapevine moth, <i>Lobesia botrana</i> .	0.25-0.3 L/ha

***Date palm:** For ornamental use only (not suitable for human consumption).

Apply using standard tractor-mounted spray equipment in the open air.

In **artichokes, cotton, swedes, turnips, sugar beet, table beet and fodder beet**, apply a maximum of two treatments per growing season, with a minimum interval of 10 days, at the recommended dose and in a spray mixture volume of 300–1,000 L/ha.

In **lucerne**, apply a maximum of two treatments per growing season, with a minimum interval of 10 days, using a spray mixture volume of between 150 and 1,000 L/ha.

In **celery, parsnip, scorzonera, radish and carrot**, apply a maximum of two treatments per growing season, with a minimum interval of 10 days, at the recommended dose and in a spray mixture volume of between 400–1,000 L/ha.

In **oats, barley, rye, spelt, wheat and triticale**, apply once per growing season with a spray mixture volume of between 150–600 L/ha.

In **aubergines, green broad beans, green peas, green beans, potatoes and tomatoes**, apply a maximum of two treatments per growing season, with a minimum interval of 10 days, at the recommended dose and in a spray mixture volume of between 400–1,000 L/ha.

In **broccoli, pumpkin, cauliflower, melon, herbaceous ornamentals, ornamental shrubs and small trees, conifers, broadleaves, palms, cabbage and watermelon**, apply a maximum of two treatments per growing season, with a minimum interval of 10 days, at the recommended dose and in a spray mixture volume of 500–1,000 L/ha.

* CONTINUED ON NEXT PAGE

In **rapeseed, mustard and white mustard**, apply a maximum of two treatments with a 14-day interval between them, at the recommended dose and in a spray mixture volume of 150–600 L/ha.

In **olive trees**, apply once per growing season, no later than the end of flowering, at a spray mixture volume of 1,000 L/ha.

In **maize** apply a maximum of two treatments with a minimum interval of 10 days between them, at the recommended rates and in a spray mixture volume of 150–1,000 L/ha.

In **grapevine**, apply a single treatment at the recommended dose and in a spray mixture volume of between 200 and 1,500 L/ha.

PRE-HARVEST INTERVAL

The pre-harvest interval for harvesting plants or fruit intended for human or animal consumption, or for livestock entering treated plots, shall be:

Artichoke, celeriac, aubergine, broccoli, pumpkin, parsnip, cauliflower, swede, scorzonera, green broad bean, green pea, green bean, melon, turnip, potato, radish, beetroot, fodder beet, cabbage, watermelon, tomato and carrot: 3 days.

Lucerne: 7 days.

Sugar beet: 14 days.

Cotton, rapeseed, mustard, white mustard and grapevine: 21 days.

Oats, barley, rye, wheat and triticale: 28 days.

Ornamental shrubs and small trees, conifers, deciduous trees, maize, olive trees, herbaceous ornamentals, palms, date palms: Not applicable.

PRECAUTIONS

This product may encourage the proliferation of mites; it is therefore advisable to monitor crops or plantations where mite infestations are common, in case it becomes necessary to apply a specific acaricide. SUPERSECT is incompatible with sulphur-based or highly alkaline products.

HAZARD CLASSIFICATION



REGISTRY NUMBER

19,292



ZETAPRID

600 g **COMPOSITION**

Acetamiprid 20% w/w (200 g/kg).
Water-soluble granules (SG).

AUTHORISED USES

CROP	PEST/EFFECT	DOSAGE
Rapeseed	Meligethes, <i>Brassicogethes aeneus</i>	0.2 kg/ha
Apple tree, Peach tree, Pear tree	Aphids, Aphididae	0.25 kg/ha

Apply by mechanical or manual foliar spraying. When applying with a tractor, this must be done with the cab closed. Apply at the doses indicated in the table when signs of infestation appear, following these recommendations:

Rapeseed: Apply a single treatment when the pest is present, before the end of flowering (BBCH 69), using a spray mixture volume of 400–600 L/ha.

Apple and Pear Trees: Except against the species *E. lanigerum* and *A. spiraeicola*. Apply when the pest is present before BBCH 59 and from BBCH 69 onwards, using a spray mixture volume of 1,000 L/ha. Do not apply during flowering. Apply a maximum of once per campaign.

Peach tree: Apply when the pest is present, before growth stage BBCH 59 and from BBCH 69 onwards, using a spray mixture volume of 1,000 L/ha. Do not apply during flowering. Apply no more than once.

PRE-HARVEST INTERVAL

Rapeseed: 42 days.

Apple tree, peach tree, pear tree: 14 days.

PRECAUTIONS

The preparation shall not be used in combination with other products.

It is recommended that a strategy be adopted for the prevention and management of resistance.

In addition, regular assessments should be carried out to monitor any changes in the pests' susceptibility to the product over time.

HAZARD CLASSIFICATION**REGISTRY NUMBER**

ES-00876



98 LUQSA

ANTIESPUMANTE LUQSA



COMPOSITION

Aqueous solution based on polydimethylsiloxane.

USES


Emulsifiers, solvents and other substances used in the formulation of plant protection products generally produce foam, which, as well as being a nuisance, prevents the product from covering the vegetation evenly and thoroughly when treating plants.

ANTIESPUMANTE-LUQSA quickly and effectively eliminates all these problems. It is also suitable for all types of washing machines, detergents and many other uses.

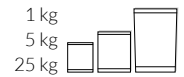
INSTRUCTIONS FOR USE

Simply add 2 or 3 drops of the product per 100 litres of water directly into the tank of the machine to be treated – preferably using a dropper – and the foam will disappear completely and quickly.

HAZARD CLASSIFICATION



CARGOLUQ 5 PLUS



COMPOSITION

Metaldehyde 5% w/w (50 g/kg) (with added colouring).
Granulated bait (GB).

USES

CARGOLUQ 5 PLUS is a molluscicide bait in granule form, based on metaldehyde, for the control of slugs and snails; it acts through contact and ingestion. The animal immediately stops feeding, begins to produce large amounts of mucus, becomes dehydrated and dies.

USES, APPROVED DOSES AND INSTRUCTIONS FOR USE

Treatment: molluscicide applied mechanically (outdoors) and manually (outdoors and in greenhouses). Spread the product on the ground in small piles or rows between the seed rows at the points to be protected. Apply after transplanting or sowing, or as soon as damage to the plants is observed. It is advisable to keep the soil moist to encourage greater activity against these parasites. In the event of a severe or prolonged outbreak, it may be necessary to repeat the treatment after 7–10 days, up to a maximum of two applications.

USE	AGENT	DOSAGE	NO. OF APPLICATIONS	INTERVALS	SPEC. CONDITIONS
Ornamental shrubs and small trees, conifers, deciduous trees, ornamental herbaceous plants, palms	Slugs and snails	5–7 kg/ha	Max. 2	7–10 days	For use outdoors and in greenhouses.
Oats, barley, rye, wheat and triticale.	Slugs and snails	7 kg/ha	Max. 2	7 days	For outdoor use. Apply the product from sowing until BBCH 29.
Aubergine, tomato	Slugs and snails	7 kg/ha	Max. 2	7 days	For use in a greenhouse. Apply from BBCH 00 to BBCH 41.
Baby leaf vegetables (including Brassica species), mustard, white mustard	Slugs and snails	7 kg/ha	Max. 2	7 days	Apply the product outdoors from BBCH 00 to BBCH 19.
Lettuce and similar vegetables, and rocket.	Slugs and snails	7 kg/ha	Max. 2	7 days	Apply the product outdoors from BBCH 00 to BBCH 19. Apply the product in greenhouses from BBCH 00 to BBCH 41
Lawns	Slugs and snails	7 kg/ha	Max. 2	7 days	For outdoor use. Apply the product from sowing until BBCH 99.
Citrus fruits, nut trees, stone fruits, pome fruits.	Slugs and snails	7 kg/ha	Max. 2	7 days	For outdoor use. Apply the product from BBCH 00 to BBCH 69.
Swede, turnip, sugar beet, table beet, fodder beet.	Slugs and snails	7 kg/ha	Max. 2	7 days	For outdoor use. Apply the product from sowing until BBCH 15.
Strawberry bed	Slugs and snails	7 kg/ha	Max. 2	7 days	Apply the product from sowing until BBCH 69.
Tobacco	Slugs, Snails	5–7 kg/ha	Max. 2	7 days	For outdoor use. Apply the product from sowing or transplanting until there are 9 or more visible side shoots (BBCH 29).

PRE-HARVEST INTERVAL

No pre-harvest interval is required.

PRECAUTIONS FOR USE

The preparation shall not be used in combination with other products. This product is dangerous for dogs and other pets. Take care to ensure that the product does not come into contact with cultivated plants. Do not apply the product directly to the harvested parts of the plants. When using this product on fruit crops, adopt practices that prevent the fruit from coming into contact with the product and the ground. Do not pick fruit that has been in contact with the ground.

HAZARD CLASSIFICATION



100 LUQSA

REGISTRY NUMBER

22,870



COMPOSITION

< 5% w/w non-ionic surfactants.

1.82% w/w Nitrilotrimethylenetriphosphonic acid.

0.14% w/w phosphonic acid.

1.4% w/w Poly(oxy-1,2-ethanediyl)- α -tridecyl- ω -hydroxy-, branched (polymer).

USES

Detergent and disinfectant for all types of machinery. Save on the maintenance of your machinery. Reduces the consumption of natural resources. It is non-corrosive. Biodegradable.

DOSAGE AND METHOD OF USE

Cleaning of all types of machinery.

Recommended concentrations: Apply in a solution of 2 or 4 parts per thousand.

It is recommended for use in the cleaning and disinfection of:

- **Pipes, drippers and sprinklers for fungi and algae.**

Dosage: 1 to 2 litres per hectare, 3–4 applications. (At the end of the growing season, for systems that have not been serviced, apply 4–5 L/ha and leave the product in the system for 15–20 days).

- **Sprayers and equipment for applying plant protection products and herbicides.**

Dosage: 1 part per thousand.

- **Refrigeration systems and water circuits.**

Dosage: 1–2 litres per thousand.

- **Areas of premises.**

Dosage: 1 litre per 100m². (Apply by spraying. Leave the product to soak in for a few minutes, then scrub it off).

- **Pallets and plastic crates.**

Dosage: 1.5–2 litres per thousand.

PRECAUTIONS

Keep out of reach of children. Do not ingest.

REGISTRY NUMBER

25/08688



L-FORCE



COMPOSITION

2% w/w Water-soluble Zinc (Zn).

USES

L-FORCE is a zinc-based solution designed to provide plants with this essential trace element. Zinc is an essential micronutrient involved in the activation of the enzymes responsible for the synthesis of certain proteins. It also plays a role in the formation of chlorophyll and certain carbohydrates. The presence of zinc in leaf tissue helps plants withstand low temperatures. Zinc is involved in the synthesis of tryptophan, which is the key precursor for the formation of auxins—a group of phytohormones that act as regulators of plant growth, promoting cell elongation.

Thanks to its special formulation and composition, L-FORCE also facilitates its dispersion across the leaf surface and reduces surface tension, thereby facilitating the solution's penetration into the plants.

L-FORCE can be used on all types of crops (fruit trees, vegetables, forestry, ornamental and industrial crops, field crops, citrus, olive trees and vines).

DOSAGE AND METHOD OF USE

Apply as a standard foliar spray at a rate of 150–300 cm³/hL.

PRECAUTIONS

As with any foliar treatment, avoid applying the product while temperatures are high or in strong sunlight. Do not use this product without first carrying out a sensitivity test.

HAZARD CLASSIFICATION



102 LUQSA

L-FORCE PREMIUM



COMPOSITION

3% w/w Nitrogen (N) total, ureic.

18% w/w Water-soluble Phosphorus Pentoxide (P_2O_5).

USES

L-FORCE PREMIUM is an NP solution designed to provide these two essential elements for plants. Its high phosphorus content makes it particularly suitable for promoting flowering and fruit set in all types of crops. Phosphorus is a macronutrient that plays a role in the transport, storage and transfer of energy in crops.

Thanks to its special formulation and composition, L-FORCE PREMIUM not only acidifies the spray mixture but also improves its spread across the leaf surface and reduces surface tension, thereby facilitating the solution's penetration into the plants.

It facilitates the compatibility of mixtures with other products, as it allows the pH of the mixture to be adjusted to between 4.5 and 6.5, which is considered optimal, particularly for products that need to penetrate the plant (systemic products, translaminar products, plant growth regulators, etc.).

L-FORCE PREMIUM can be used on all types of crops (fruit, vegetable, forestry, ornamental and industrial).

DOSAGE AND METHOD OF USE

As a foliar fertiliser: 0.125–0.15% (125–150 cm³ per 100 litres of water).

As an acidifier: Starting with an initial pH of 8 in the mixture, apply a recommended dose of 0.1% (100 cm³ per 100 litres of water) to achieve a pH of 6 to 6.5. To achieve a water pH of 5 to 5.5, use 0.12–0.15% (120–150 cm³ per 100 litres of water); to achieve a water pH of 4.5 to 5, use 0.150–0.180% (150–180 cm³ per 100 litres of water).

Shake the product before adding it to the machine's tank once the spray tank has been filled with at least two-thirds of the water to be used. Add the required amount of L-FORCE PREMIUM whilst the mixer is running.

PRECAUTIONS

As with any foliar treatment, avoid applying the product while temperatures are high or in strong sunlight. Do not use this product without first carrying out a sensitivity test.

HAZARD CLASSIFICATION



SOMBREADOR LUQSA



COMPOSITION

Made from 100% micronised mineral kaolin.

USES

SOMBREADOR LUQSA forms a film of fine mineral particles that reduces the risk of sunburn on crops.

DOSAGE AND METHOD OF USE

Apply as a standard foliar spray at a rate of 4–5 kg per 100 litres of water. Mix the mixture thoroughly. We recommend adding our LUQMULLANT wetting agent to aid distribution and enhance effectiveness.

Do not apply directly to wet surfaces, as this reduces its effectiveness.

PRECAUTIONS

Keep out of reach of children. The use of dust masks and safety goggles is recommended: it may cause mild irritation to the eyes and/or respiratory system. Wash your hands thoroughly with soap and water after using the product. Take off any contaminated clothing and wash it before wearing it again.

Recommended for use in organic farming.



DISTRIBUTION AND SALES FORMATS

LIQUIDS

CONTAINER	CAPACITY	PACKAGING	TOTAL LITRES	*PACK SIZE
Bulk	Compartments ranging from 3,000 kg to 24,000 kg	Tanker truck		
IBC (bulk)	1,000 L	Container	Filled between 500 litres and 1,000 litres	
Drums	200 L	Pallet of 4 drums	800 L	200 L
Jerrycans	25 L	Pallet of 32 jerrycans	800 L	25 L
	20 L	Pallet of 32 jerrycans	640 L	20 L
	10 litres for correctors and fertilisers	Pallet of 50 jerrycans	500 L	10 L
	10 litres for insecticides and herbicides	Box of 2 jerrycans Pallet of 52 boxes	20 L 1040 L	20 L
Bottles	5 L	Box of 4 bottles	20 L	1 box
		Pallet of 40 boxes	800 L	
	1 L	Box of 12 bottles	12 L	1 box
		Pallet of 40 boxes	480 L	
	500 mL	Box of 24 bottles	12 L	1 box
		Pallet of 40 boxes	480 L	
	250 mL	Box of 24 bottles	6 L	1 box
		Pallet of 40 boxes	240 L	
100 mL	Box of 48 bottles	4.8 L	1 box	
	Pallet of 40 boxes	192 L		

SOLIDS

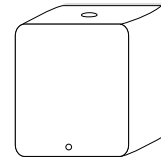
CONTAINER	CAPACITY	PACKAGING	TOTAL WEIGHT	*PACK SIZE
Big Bags	1,000 kg		Filled between 500 kg and 1,000 kg	
Sacks	25 kg	Pallet of 40 sacks	1,000 kg	25 kg
	5 kg	Pallet of 100 sacks	500 kg	5 kg
		Big-box	500 kg	20 kg
		Box of 4 bags	20 kg	
Bags	1 kg	Pallet of 27 boxes	540 kg	1 box
		Box of 20 bags	20 kg	
	500 g	Box of 40 bags	20 kg	1 box
		Pallet of 27 boxes	540 kg	
		Box of 20 bags	20 kg	

In contract manufacturing (for third parties), these packaging specifications may vary depending on customer requirements.

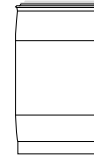
* PACK SIZE: Minimum sales unit

SYMBOLS ON CONTAINERS


IBC



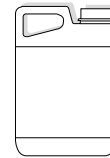
Can



25-litre, 20-litre and 10-litre jerrycans



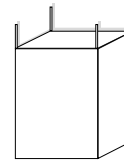
5 L JERRYCAN



Bottle 1 L, 500 mL, 250 mL and 100 mL




Big Bags



25 kg bags.



5 kg, 1 kg and 500 g bags





Afuera s/n 25173 SUDANELL (Lleida)

Tel.: +34 973 258 256

✉ info@luqsa.es www.luqsa.es